



German Shepherd Schutzhund Club of Canada
IGP Working Dog Trial Rulebook

Version 2.2
Effective 01Jan2025



German Shepherd Schutzhund
Club of Canada

IGP Working Dog Trial Rulebook

The following information / regulations are for use at all GSSCC approved events effective **January 1, 2025** (GSSCC version 2.2) the original content is taken from the current FCI/WUSV IGP rules and regulations with approved variances for GSSCC Events.



INTRODUCTION

Introduction and purpose of the German Shepherd Schutzhund Club of Canada

The German Shepherd Schutzhund Club of Canada (GSSCC) is a full member organization of the WUSV and promotes maintaining the working heritage of the German Shepherd Dog through the use of Working Dog Trials, Breed Surveys and Shows. Its mission is to preserve the German Shepherd Dog, in part through shows, breed surveys and working dog trials.

For more than forty (40) years GSSCC has been the largest German Shepherd Dog and all-breed working dog sport organization in Canada. GSSCC continues to support and provide recognized and organized clubs, events, education (Judges Programs, Helper and Trial Manager Programs) to its membership and affiliated clubs. GSSCC hosts club and regional events and a Canadian Championship for all working dogs in IGP as well specific shows and Championships for the German Shepherd Dog. All trials including the Canadian Championships are open to all breeds of dog for entry. Titles, Show Ratings and Breed Surveys awarded at GSSCC Events are world recognized by the WUSV and its partners.

This document is a partial translation of the rules for the conduct of working dog examinations as used in the WUSV and approved by the FCI in cooperation with the FCI Working Commission and the WUSV/SV. These rules have been adopted for use by the German Shepherd Schutzhund Club of Canada (GSSCC) with certain amendments and variations. This document and any approved amendments shall be the official rulebook for the conduct of working dog evaluation events sanctioned by the German Shepherd Schutzhund Club of Canada. Unauthorized duplication is strictly forbidden without approval from the German Shepherd Schutzhund Club of Canada.

These trial regulations are the GSSCC approved revisions and edited version including GSSCC approved variances. This document has been in part copied with the permission of the United Schutzhund Clubs of America. The document was originally translated from the original FCI and WUSV/SV trial rules, reviewed, rewritten, and edited to address the requirements correctly and effectively for GSSCC Working Dog Trials while still meeting the FCI/WUSV requirements. The GSSCC judges committee and judges have reviewed this version of the rules, final review and approval was given by the GSSCC Head Judge, Judges Committee and the GSSCC Board of Directors. These trial regulations will replace any prior regulations and will apply to all judges, clubs, members of GSSCC and any entry into a GSSCC Authorized Event.

Where the German Shepherd Schutzhund Club of Canada trial rule book is silent on issues of trial regulations, rules or procedures, or any unclear rule, the WUSV/SV rule book will be consulted, considered to be in effect and followed. Any changes must be made with the approval of the GSSCC Head Judge and the GSSCC Judges Committee.

GSSCC supports the efforts of the WUSV in its mission to preserve the German Shepherd Dog as a working breed and recognizes the value of working dog trials, shows and breed surveys for both breed temperament testing for breed ability as well as for organized dog sport competition for all breeds of working dogs.



German Shepherd Schutzhund Club of Canada IGP Working Dog Trial Rulebook

Version 2.2
Effective 01Jan2025

GSSCC participates yearly in selecting and sending teams to compete at the WUSV World Championship and the WUSV Universal Sieger Championship.

GSSCC supports the humane care, treatment, and training of all dogs. It is the responsibility of all dog owners, trainers, or handlers of a dog to understand the capabilities of the dog and to adjust training and expectations of training and performance to what the dog is capable of attaining and exhibiting in its performance. Any dog that exhibits unnatural stress, pressure or avoidance in its work or performance or has not been properly cared for, handled, or trained in accordance with accepted humane standards is to be avoided and may be evaluated as faulty or disqualified from any participation in GSSCC events. The evaluation of dogs showing negative temperament traits such as stress, pressure or avoidance will be evaluated as faulty in GSSCC events. At all times it is our responsibility as owners, trainers, and handlers to provide for the proper humane care and training of our dogs.

GSSCC supports the use of all commonly used and approved methods of canine training used in a humane manner. At all GSSCC events only the use of motivational training methods / objects are allowed at the event (on the grounds of the event). The use of any other training methods is prohibited (compulsion, correction devices) and will result in disqualification from the event for unsportsmanlike conduct.

Version	Date	Author	Description
1.0	June 30, 2023	GSSCC Judges Committee	Document Creation
2.2	March 20, 2025	GSSCC Judges Committee	Updated with FCI Trial Regulations 2025



German Shepherd Schutzhund Club of Canada IGP Working Dog Trial Rulebook

Version 2.2
Effective 01Jan2025

INTRODUCTION	2
ABBREVIATIONS / TERMS	8
GSSCC APPROVED VARIANCES	9
GENERAL RULES AND REGULATIONS.....	13
Degree (Examination) Levels.....	13
General Information for Events (Trials)	13
Phases / points per day per trial.....	13
Prerequisites	14
Waiting Periods	14
Trial Manager (TM) for GSSCC Events	14
Trial Judges for GSSCC Events	15
Helpers for GSSCC Trials.....	15
Track layers for GSSCC Trials	16
General Requirements to enter a GSSCC Trial	16
Liability.....	16
Awards	16
Written Test	16
Social Compatibility.....	17
Vaccinations.....	17
Pulling a dog for injury / sickness	17
Identity Check	17
Temperament Check.....	17
Commands	18
Discipline	19
Disqualification	19
Evaluation	20
BH-VT	22
Obedience (part A).....	22
BH-VT Heeling Pattern Diagram	23
Traffic Safety Examination (part B).....	23
PHASE A – TRACKING	25
Additional information for IFH 2- IFH 3 and IGP-FH	27
Additional information for the IFH 3 and IGP- FH	27



German Shepherd Schutzhund Club of Canada IGP Working Dog Trial Rulebook

Version 2.2
Effective 01Jan2025

Tracking Grounds	27
Laying the tracks	27
Articles	28
Indicating the articles.....	28
Picking up or retrieving the article	28
Missed or not indicated articles	28
Tracking with a long line or free tracking	29
Report in / out for tracking	29
Working the track	29
Corners	31
Praise	31
Deductions for all tracking levels	32
PHASE B - OBEDIENCE	33
Distribution and Point values of the exercises at the individual levels	34
Start and end of an exercise.....	34
Basic Position	35
Development / buildup of an exercise	35
Pickup of the dog	35
Recall / front and finish (basic position).....	35
Praise in obedience.....	35
Incorrect positions	36
Releasing the dumbbell on command.....	36
Mandatory Deductions.....	36
Dumbbell	37
1 Metre Hurdle	37
Scaling Wall.....	37
Retrieving Exercises	38
Dumbbell Landing Area.....	38
Descriptions of Obedience Exercises.....	39
Heeling on leash (BH-VT) and off leash heeling (IGP 1-2-3)	39
Heeling Pattern Diagram.....	40
Sit out of motion	40
Down with recall	41
Stand While Walking (IGP 2).....	41



German Shepherd Schutzhund Club of Canada IGP Working Dog Trial Rulebook

Version 2.2
Effective 01Jan2025

Stand Out of Motion from Running IGP 3	42
Retrieve on the flat	42
Two jumps without retrieve over a hurdle IGP 1	43
Retrieve over the 1-metre hurdle IGP 2-3	44
Climbing the Scaling Wall (160cm at centre) with Recall IGP 1-2	45
Retrieve over the scaling wall (160cm at centre) IGP 3	45
Send out and down	46
Down under distraction	47
PHASE C - PROTECTION	48
General Information IGP 1-3.....	48
Field Markings	48
Blinds	49
Report in and completion of the protection phase.....	49
Deductions related to the guarding, temperament (courage, hardness or TSB)	50
Extra Commands to Out – Deductions.....	50
Examination Levels IGP 1-2-3 (Exercises and Points Values)	51
Search for the Helper.....	51
Search for the Helper Evaluation criteria	52
Hold and Bark	52
Prevention of the attempted escape of the helper	54
Attempted Escape by the helper	55
Defense of an attack from the guarding	55
Back transport IGP 2.....	56
Back transport IGP 3.....	56
Attack on the dog from back transport IGP 3 only.....	57
Attack on the dog out of motion	59
Attack on the dog out of motion Evaluation criteria	61
Defense of an Attack from the Guarding Phase IGP 2-3	62
SPORT TITLES.....	64
Tracking 1 – 3	64
Obedience 1 – 3	64
GPr 1-2-3	64
Article Indication Trial 1 – 3	65
ENDURANCE TEST (AD).....	69
APPENDIX.....	71



German Shepherd Schutzhund Club of Canada IGP Working Dog Trial Rulebook

Version 2.2
Effective 01Jan2025

Track shapes IGP-1 and IGP-2	71
Track shapes IGP- 3.....	71
Track shapes IFH-1	72
Track shapes IFH-2.....	60
Track shapes IFH-3 and IGP-FH	61
Laying the track.....	62
The fixed Hurdle 1 metre.....	63
Scaling wall	63
Dumbbell Landing Area	63



ABBREVIATIONS / TERMS

GSSCC – German Shepherd Schutzhund Club of Canada

USCA – United Schutzhund Clubs of America

WUSV – World Union of German Shepherd Dog Clubs

IGP – International Utility Dog trial regulations (International Gebrauchshund Prufung-International Working Test)

SV – German Shepherd Dog Club of Germany (Schaferhund Verien)

GSSCC Board of Director (BOD) – Elected officers of the organization. To include president, vice president, treasurer, secretary and 2 other directors at large.

GSSCC Judges Committee – responsible for overseeing judges, sportsmanship, trials and any disciplinary actions associated with GSSCC Events (unsportsmanlike behavior, aggressive dogs, etc).

GSSCC Head Judge – reports directly to President and must appoint and establish a Judges committee from within GSSCC Judges to support judges, helpers and training programs.

GSSCC Helper Committee – responsible for training and classification of teaching and trial helpers.

Trial Personnel– judge, trial manager, helpers (GSSCC certified), track layers, group (4), additional field personnel to use blank gun, set up and break down field equipment.

Competitors – Handler / dog teams entered in the event. All Competitors must be members of GSSCC or GSSCC recognized organization.

Judges – all judges for GSSCC events must be recognized by the WUSV.

Rulebook – GSSCC Events will be held using the most current GSSCC Rulebook available. All GSSCC rules follow the intent of the WUSV with some approved variances for dog sport in Canada. Any GSSCC variance does not alter the fundamental description of any exercise or title as accepted by the WUSV. Variances are approved by the GSSCC Judges Committee and the GSSCC BOD. Some variances are due to animal laws, liability or practical application in the GSSCC. This version of the GSSCC Rulebook has been updated, edited and/or additional information added for clarification from any previous GSSCC Rulebook.



GSSCC APPROVED VARIANCES

The German Shepherd Schutzhund Club of Canada has adopted and/or requested and received variances from the following international rules. The GSSCC Board of Directors has also adopted variances of its own accord. The following variances to the rules are in effect for all GSSCC trials.

1. Handlers are allowed to handle a maximum of two (2) dogs per GSSCC trial. The AD and Character Assessment are not counted as one of these two (2) dogs.
2. Trials may be held on Saturdays, Sundays and officially declared holidays. Friday trials can only be approved if held in combination with a Saturday trial and only if more dogs enter Saturday's trial than can be accommodated in one (1) day. The trial on Friday may not begin before noon (12:00 p.m.) If the local club wishes to extend their trial to Friday, they must have permission from their Regional Trial Director or the GSSCC Head Judge. Regional and Canadian Championships may begin earlier if approved by their Regional Trial Director or the GSSCC Head Judge.
3. On any given day when one judge is officiating, a maximum of 36 phases are allowed (except Championships). If the organizing committee allows entries exceeding that amount, the trial must be extended another day, or an additional judge must be secured to also officiate. Effort should be made to schedule all phases of the trial on Saturday or Sunday to allow public attendance at the event. The AD does not count as a phase in the 36 phases per day. The BH-VT, with or without the exam is two (2) phases.
4. A three (3) day event will not be allowed unless the club has three (3) days of activities. It is not intended to allow a club to host an IGP trial on Friday or Monday and a one (1) day event on the weekend. The three (3) day event is intended for larger events with multiple venues. The Regional Trial Director must receive a request from the club for a three (3) day event and will authorize three (3) day events only in the cases listed above. A tentative schedule of the event must be published to the region at least 1 week in advance.
5. The minimum number of dogs and handlers for an official working trial is four (4) different dogs with a minimum of four different handlers.
6. Entrants (owners and handlers), that are non-Canadian residents for all the dogs entered in any GSSCC trial must be members in good standing of the GSSCC or a WUSV affiliate club. All Canadian residents must be GSSCC members in good standing.
7. Judges authorized to officiate at GSSCC Events are:
 - GSSCC Licensed Judges
 - UScA Licenced Judges
 - SV Licensed Judges
 - GSDCA Licensed Judges
 - FCI Licensed Judges from WUSV Member Organizations



German Shepherd Schutzhund Club of Canada

IGP Working Dog Trial Rulebook

Version 2.2
Effective 01Jan2025

The German Shepherd Schutzhund Club of Canada is a full member of the WUSV, a German Shepherd Dog Organization, and as such may only allow judges from German Shepherd Dog (FCI/WUSV) Organizations to officiate our events. The Working Dog Trial is a portion of the breed temperament testing for the German Shepherd Dog as well as an all-breed sport competition. The above licensed judges are licensed through WUSV and therefore, trained to observe and evaluate the desired temperament of the German Shepherd Dog in a working dog trial as well as the competitive component of "working dog sport". Approval must be obtained to use a foreign judge at a GSSCC Trial. Information on obtaining a judge is on the GSSCC website. Titles awarded by the above noted Judges are suitable for breed requirements for a GSSCC/SV Breed Survey.

8. All dogs entered in a GSSCC event must have a GSSCC issued scorebook, or a scorebook issued from a GSSCC recognized organization but not both.
9. All titles/awards must be earned in a progression. (i.e. IGP 1, 2, 3 / APr 1, 2, 3 /TR (FPr) 1, 2, 3 /OB (UPr) 1, 2, 3, etc.) Since an IGP title requires passing all tracking, obedience and protection, the exception to this is any dog having earned an IGP title may enter a TR, OB, APr at a lower or same level as their current IGP title or may attempt to earn the next higher TR, OB, or APr award instead of repeating all in progression 1-2-3. (i.e., a dog with an IGP 1 may enter for a TR 2, OB 2, or APr 2 or lesser level.)
10. All dogs entered in a trial may not exceed three (3) phases of work in a single trial except for adding an AD or Character Assessment with another title. (i.e. a dog may enter for TR (FPR) 1 and OB (UPr) 1 in the same trial = 2 phases). A BH-VT can be obtained in a trial with an IGP title but MUST be held on a different day. (i.e. BH-VT on Friday and IGP 1 on Saturday).
11. All helpers participating at a GSSCC event must have a current GSSCC membership and GSSCC helper book with current level to be allowed to work the trial. In the case of a club trial, it is allowed to work with one helper. A one-time change of the helper is allowed if the helper himself is also a participant in the club trial. For Regional and Canadian Championships, two helpers must be used. At all GSSCC trials, the helper may reside in the same household as any one of the handlers.
12. Trial Managers must be GSSCC members in good standing and may not be entered in the trial.
13. All tracklayers must be GSSCC members in good standing. At all GSSCC trials, the tracklayer may reside in the same household as any one of the handlers.
14. An official start of a trial is when the scorebooks have been turned into the trial manager. The handing in of the scorebooks must be done before any draw for starting times, including the tracking order. For the Canadian Championships the scorebooks must be turned in before the official veterinary check. The end of the trial is at the end of the closing ceremonies and/or when the handler has their scorebook returned to them. The dog must be guided at the closing ceremonies without wearing or providing a motivational object.



German Shepherd Schutzhund Club of Canada

IGP Working Dog Trial Rulebook

Version 2.2
Effective 01Jan2025

15. No one is permitted to practice at any Regional or Canadian Championship trial venue or fields unless written permission is received or conveyed from the host committee/organization. At the Canadian Championship no dog is allowed to be at the Championship venue or fields until the official practice or vet check unless written permission is received or conveyed by email or the official website from the host committee/organization. Breaking this or any rule may lead to disqualification by the presiding judge and/or other sanctions as deemed by the GSSCC Board of Directors.
16. After the official start of the trial and during the trial (including official practice at the Canadian Championship), corrective devices may not be used on or within sight of the trial venue (the venue is all trial fields including tracking fields, competitor parking or any area within the spectator's sight of the event venue.) Examples of corrective devices are choke, pinch, remote collars, heeling sticks, etc.). Abuse of these methods may lead to disqualification by the presiding judge and/or other sanctions as deemed by the GSSCC Board of Directors.
17. Motivational methods of training (i.e. food, toys, etc.) may be used during the trial until reporting in to the Judge or entering the trial or tracking field. During tracking, motivational methods of training can only be used at the official designated parking area for tracking. If a competitor is allowed to drive closer to their track, the official parking area is NOT considered where they are parked. No starter tracks on the official tracking field. Starter tracks can be laid right next to the parking area, or they can be done on another field away from the official tracking field with the host club's permission (this is to ensure every competitor has the same advantage.) At the trial field (stadium or club field) during obedience and protection "off of the trial field" is considered to be behind the fence or on the change of terrain that is different from the trial field. All use of motivational objects must be stopped, and they must be discarded before entering the trial field. The judge may ask the handler to remove any item that may be a signal or influence the performance of the dog (i.e. help for the dog such as gloves, hats, vests, etc.)
18. "Bitches in Season" may participate in all events except for the AD, provided they are kept apart from the rest of the participants. They are to be shown according to schedule in phase A (tracking). They will be placed at the end of the event for Phases B and C (obedience and protection) and allowed practice time at the end of the trial prior to their competition. No female in season is to be on or near the trial field at least 5 days prior to the start of the trial. Handlers of females in season are to follow instruction from the trial manager regarding places for the female in season to relieve themselves. If there are several in-season bitches entered, they are to draw for positions starting at the end of the trial. Females that are obviously pregnant or nursing females are excluded from all events.
19. Sick and contagious dogs are excluded from all events. All dogs entered in a GSSCC event must be presented in good health and physical condition. It is the judge's decision to prevent entry or DQ any dog not meeting these requirements.
20. Anyone that trials a female in season without notifying the trial manager may lead to disqualification and/or other sanctions as deemed by the GSSCC Board of Directors.



German Shepherd Schutzhund Club of Canada

IGP Working Dog Trial Rulebook

Version 2.2
Effective 01Jan2025

21. All trial entrants must stay for the closing ceremonies, trophy presentation or the handing out of scorebooks, unless permission to leave is granted by the trial manager or their designate. Leaving without permission will result in the notation of UNSPORTSMANLIKE in the dog's scorebook, handler book and trial paperwork.
22. For "BH-VT only" trials a minimum of four (4) different dog handlers are required.
23. Trial paperwork must be completed through GSSCC 360.
24. Field and equipment guidelines:

All trial fields must be large enough to properly complete the required exercises for the IGP examinations. The minimum size for a working dog trial field must be approved by the Regional Director or Judge during the club sanctioned trial. All Championship events must meet the standards set by the Canadian Championship Events Manual. At all trials, regardless of the titles offered (examination levels), the obedience field must be set up with the jump, wall (the jump and wall are to be set up side by side), three (3) dumbbells and a single blind for the IGP3 long down exercise. For protection for all IGP levels the field must be set up with all six (6) blinds in proper staggered position and no other equipment (i.e. jump, wall, dumbbell stand, etc.) shall be on the field.

The field must also be properly marked. The layout and direction of the work may be determined by the hosting club, but at any time, at the judge's discretion the judge may request the field layout and/or direction of the work be changed.

25. Each dog shall only have one (1) scorebook issued to it. The scorebook must be a GSSCC or an accepted GSSCC scorebook from a WUSV member organization or a recognized partner of GSSCC. Scorebooks are issued to the dog not the member and should follow the dog if ownership is changed.
26. At all levels of IGP protection in GSSCC trials a TSB evaluation will be provided. The TSB evaluation should describe the temperament characteristics of the dog under stress during the protection work. The TSB does not necessarily reflect the dog's overall points score. The TSB is important regarding the breeding traits of the dog. A TSB rating is entered into the scorebook and trial paperwork if the dog has completed at least one fighting (gripping) exercise (has at least attempted the escape exercise). The TSB evaluates the "Drive, Self Confidence and Stress tolerance" of the dog.

TSB = pronounced (a') is given to a dog that displays a strong willingness to work, clear instinctive behavior, goal orientated determination, self-confidence, ability to withstand stress

TSB = sufficient (vh) is given to a dog that is slightly restricted in its willingness to work, hesitation to engage, less self-confidence and/or lower ability to handle stress

TSB = insufficient (ng) is a dog that is unwilling to work (engage), lacks instinctive behavior, self-confidence and insufficient stress tolerance (does not engage or leaves)



GENERAL RULES AND REGULATIONS

Degree (Examination) Levels

Begleithund	Entry Trial Level	BH-VT	(fundamental/entry level)
GPr	Trial Level 1 -2-3	GPr 1-2-3*	(sport titles)
IGP	Trial Level 1-2-3	IGP 1-2-3	(breed suitability/ sport titles)
Endurance test	Fitness title	AD	(breed Suitability)
Tracking	Trial Level 1-2-3	FPr / Tr 1-2-3	(sport titles)
Obedience	Trial Level 1-2-3	UPr / OB 1-2-3	(sport titles)
IFH	Trial Level 1-2	IFH1-2-3	(breed suitability/ sport titles)
IGP-FH	Trial Level	IGP-IFH	(breed suitability/ sport titles)
STP	Trial Level 1-2-3	STP	(sport titles)

*GPr is obedience & protection together.

For a dog to enter any of the above trial levels, they must have obtained a BH-VT

General Information for Events (Trials)

Events (trials, shows, breed surveys) are held for several purposes:

1. To help determine the breed worthiness of the dog. These events test or evaluate the desired or accepted genetic traits desired in our working dogs.
2. Award titles to recognize the dog's abilities or accomplishments for specific purposes
3. Help contribute to maintaining the overall health, fitness and work ethic of the dog.

All dogs must be able to be identified by tattoo or microchip to enter a trial.

Phases / points per day per trial

(Maximum 36 per judge for club trials, this does not apply to championships)

TR/FPR 1-2-3 or OB/ UPR 1-2-3 or STP 1-2-3	1 phase per level
GPR 1-2-3	2 phases
IGP 1-2-3	3 phases
BH-VT	2 phases
IFH 1	1 phase
IFH 2	2 phases
IFH 3	3 phases
IGP FH	3 phases per day (requires 2 tracks, 2 days)

GSSCC does not award or allow "protection" only titles.

Titles may be repeated on the same dog as many times as wanted. In club level events for the purpose of awards a dog that is repeating a title shall be placed behind the dog earning its title for the first time in that level (IGP1-2-3 etc.) Overall High in Trial is awarded to the highest



German Shepherd Schutzhund Club of Canada

IGP Working Dog Trial Rulebook

Version 2.2
Effective 01Jan2025

scoring dog regardless if it is the dog’s first time earning the title or a “repeater”.

All titles or awards earned at GSSCC events are recognized at all WUSV member organizations and partners in all countries worldwide.

Prerequisites

Evidence of achieving the BH-VT test must be presented before entry into any title including A.D. Dogs that do not possess the IGP 1 title can be permitted to enter the IFH1 provided they have obtained their BH-VT degree. Only IGP titles can be used for a GSSCC Breed Survey.

Title	Prerequisite	Minimum Age
BH-VT	N/A	15 months
IGP 1 / GPR 1	BH-VT	18 months
IGP 2 / GPR 2	IGP 1 / GPR 1	19 months
IGP 3 / GPR 3	IGP 2 / GPR 2	20 months
IFH 1	BH-VT	18 months
IFH 2	IFH 1 (or IFH-V)	19 months
IFH 3	IFH 2 (or legacy IFH1)	20 months
IGP FH	FH3 (or legacy IFH2)	20 months
TR / FPR 1-2-3	BH-VT	15 months
OB / UPR 1-2-3	BH-VT	15 months
AD	BH-VT	16 months
STP 1	BH-VT	15 months
STP 2	STP 1	15 months
STP 3	STP 2	15 months

GSSCC does not offer protection only titles.

Waiting Periods

Dogs are only allowed to be exhibited in one (1) IGP degree (IGP 1, 2, 3 or IFH1 or IFH2 or IFH3) per scheduled trial.

Trial Manager (TM) for GSSCC Events

The Trial Manager is responsible for organization of the event, maintaining contact with the judge, ensuring that there is adequate tracking, obedience and protection equipment and area to hold the trial as well as a certified GSSCC helper with current membership in good standing, along with members for a group in obedience and a gun person. The TM is responsible for all trial paperwork, ensuring that all dogs have scorebooks and the handlers are members in good standing of the GSSCC or an organization recognized by the GSSCC. The TM must be able to help maintain an orderly event and be available to the judge for assistance.

The TM is required to be certified through the National Trial Manager and be fluent in GSSCC 360 requirements.

A TM must be a member of GSSCC and may not show/enter a dog in the event.



German Shepherd Schutzhund Club of Canada

IGP Working Dog Trial Rulebook

Version 2.2
Effective 01Jan2025

The TM must contact the judge a minimum of seven (7) days prior to the event to inform the judge of entries, location, schedule etc.

Trial Judges for GSSCC Events

Judges that are authorized to judge at GSSCC Events are GSSCC Licensed Judges or any licensed judges from a WUSV member organization. Judges must be approved by the GSSCC Head Judge. Judges for the Canadian German Shepherd Dog Championships must be approved by the GSSCC Head Judge and the GSSCC Board of Directors. **GSSCC has the right to not approve any licensed judge for its events for any reason.**

Trial judges are not permitted to judge dogs that are owned by him/her or are in his possession, or judge dogs whose owners reside with them (spouse/partner) with exception for Regional and Canadian Championships.

A trial judge is not permitted to handle a dog in a trial in which he/she is judging. The trial judge is not permitted to disturb or influence the work of the dog through his/her behavior while evaluating (judging) the performance. The trial judge is responsible for compliance and correct adherence to the current trial rules. The judge is authorized to terminate the trial for failure of compliance with the rules and/or his/her instructions. In such cases, the judge must provide a written report to the GSSCC Head Judge.

The trial judge is authorized to terminate a performance or disqualify a handler in the event of unsportsmanlike behavior, carrying of motivational articles, non-compliance with the rules, non-compliance with animal rights guidelines, and anything against the local laws. A disqualification or termination must be recorded in the scorebook and on the trial paperwork. In the event of a disqualification all acquired points will not be recognized or recorded and the overall rating will be “M” insufficient. The trial judge must notify GSSCC Head Judge of any unsportsmanlike behavior.

The judge’s decision is final and incontestable. Any form of criticism concerning the decision can lead to dismissal from the event (trial) for unsportsmanlike behavior and may lead to disciplinary measures.

In justified cases, not based on a judge’s evaluation/score or individual rating of a dog’s performance but by the behavior of a judge in clear violation of the rules of conduct or unsportsmanlike behavior, a complaint may be submitted against the judge to GSSCC Code of Ethics committee. (See GSSCC website for details). Video evidence may only be used to determine the judge’s behavior or adherence to the rules while judging the trial and not the overall evaluation or score of the dog’s performance.

Helpers for GSSCC Trials

All helpers in a GSSCC trial must have current GSSCC membership and a current helper classification and helper book. The helper must be properly classified for the level of trial that they are performing the protection work. The helper must have all proper approved equipment, protection pants and jacket, padded stick and a trial sleeve with a bite bar and sleeve cover in good condition, any additional equipment is the helper’s decision such as shoes/cleats, braces, gloves, etc. At all times the trial helper is “working” for the judge and



German Shepherd Schutzhund Club of Canada

IGP Working Dog Trial Rulebook

Version 2.2
Effective 01Jan2025

must follow the judge's instructions. All helper work should be performed equally to all dogs and in accordance with the GSSCC Helper Program. Additional information regarding the individual requirements and performance of each exercise is available in the GSSCC Helper program that is available on the GSSCC website.

Track layers for GSSCC Trials

Must be GSSCC members in good standing.

General Requirements to enter a GSSCC Trial

Handlers with disabilities may enter and show in GSSCC Trials in accordance with the Human Rights Act. Adjustments may be made to the handling of the dog for the exercises if the adjustments do not change the fundamental description or performance of the exercise or change the evaluation of the dog compared to other entries in the trial.

The handler must always have a leash during the trial. The leash must be carried in a way that when not in use, it is in a pocket or is over the shoulder opposite the dog or around the waist with the clip away from the dog. The handler must be able to use the leash if needed to control the dog or if instructed by the judge to leash the dog.

The single row, large link (fur saver links must be 1.5" or larger) type, loose fitting collar must be worn on the dog throughout the trial. The BH-VT allows the use of flat leather or fabric collars or chest harness.

Muzzles are not allowed at GSSCC events as all dogs must be able to be shown without a muzzle.

Training vests/ jackets are not allowed to be used during a trial for any phase.

Liability

The owner and/or handler is responsible for any damage or personal injury caused by their dog.

Awards

At club trials it is the decision of the club to present awards and at what levels.

In the event of a tie score the dog with the highest protection score is selected, if the protection scores are the same the dog with the highest obedience score is selected, if the obedience score is the same the highest tracking score is used. In the very unusual situation that all scores are the same, the dog earning its title for the first time is selected. If still a tie the youngest dog in age is selected.

GSSCC has the IGP 3 Club and Sports Medals to award members and dogs for their accomplishments earned as GSSCC members at GSSCC Events. Please check the GSSCC website for additional information.

Written Test



German Shepherd Schutzhund Club of Canada

IGP Working Dog Trial Rulebook

Version 2.2
Effective 01Jan2025

All first-time handlers must pass a written test provided by the GSSCC; this test will be periodically changed and is based on basic general knowledge and the safety required of a handler to enter a trial. This test is often referred to as the “BH-VT Written test” but is also required for a new handler entering and handling a titled dog in a trial for the first time. Examples are – a first-time handler entering their dog that they have trained for the BH-VT, a new handler entering for the first time with a previously titled dog. The written test is only required once for a new handler.

Social Compatibility

All dogs at any time during the event (before, during or after its performance) that show overly aggressive or dangerous behavior as determined by the judge or by a GSSCC official and reported to the judge or any dog that attacks a person or another dog will be disqualified. All points will be withdrawn, and the dog will be disqualified (DQ). The reason will be noted in the scorebook and on the trial paperwork. A report will also be submitted to the GSSCC Head Judge to determine if the DQ should be referred to the GSSCC Judges Committee and GSSCC Board of Directors for suspension or further sanctions. **Any dog that has been disqualified (DQ) for aggression or out of control in a dangerous manner must repeat the BH-VT with behaviour test before being allowed to enter another trial at any level.**

Vaccinations

All dogs must be properly vaccinated as required by local laws. The hosting club has the right to request proof of vaccination with entry.

Pulling a dog for injury / sickness

A dog may be pulled from continuing to compete in a trial due to an injury or sickness. The handler may make the request to pull the dog from further competition to the trial manager or the judge. The judge has the final decision and may request a veterinarian excuse to validate the injury or sickness. The certificate must be presented to the judge within four (4) days after the trial. The judge has the right to ask the handler to present the dog for evaluation by the judge regardless of if a veterinarian excuse is provided. If the request is granted and/or the veterinarian certification is presented the entry into the scorebook will be “Terminated due to injury / illness” if no certification is presented or the judge does not agree to the handlers request an entry into the scorebook will be “Insufficient due to termination” and may also be considered unsportsmanlike behavior.

Identity Check

All dogs entered in a GSSCC trial must pass an identity check. This may be a tattoo or a microchip. The identity check may be performed by the judge or under the judge’s supervision by their designated person (trial manager, host member, handler). At all times the judge must be evaluating the dog’s behavior during the identity check for overall temperament and social compatibility.

Temperament Check

The temperament check should not be a systematic evaluation. It should not always follow the exact same pattern or routine so as not to allow a dog to be trained for the temperament test. The test is an evaluation of the dog’s natural temperament not the trained behavior. The test should consist of interaction with people and surroundings without any obedience



German Shepherd Schutzhund Club of Canada

IGP Working Dog Trial Rulebook

Version 2.2
Effective 01Jan2025

commands to access the dog's natural behavior. The test may include other distractions such as cars, bikes, and other dogs.

At any time during the trial the judge may request to touch the dog if he/she determines the need to do so to further test the dog's temperament. It is always up to the judge to determine how the test is performed. The basic evaluation should be done in an "everyday setting". The dog should not be challenged.

The overall temperament test is not only at the start of the trial but continues throughout the trial and a dog may be disqualified (DQ) at any time for failure of the temperament test.

Gunshots are part of the temperament test during the trial and may be repeated at the judge's decision. The BH-VT does not have gunshots and therefore should not be paired with an IGP entry on the field at the same time.

Results of the temperament test:

- Positive = passed – examples are dog is self-confident, calm, secure and attentive, impartial and attentive to its handler.
- Borderline = requires additional attention and may be allowed to continue and passed based on overall behavior during the trial. The dog is unsteady, but not aggressive and remains balanced throughout the trial. The dog may be slightly agitated but is able to become calmer throughout the test or trial.
- Fail = may not participate in the trial. Dogs that are insecure, frightened, overly stressed, avoid/move away from people, nervous, aggressive or a fear biter.

Any dog that fails a temperament test must have that recorded in its scorebook.

Gun Sureness – Gun Shy = a dog that reacts negatively to the gun shot during a trial such as a dog that runs, shows fear, stress, tries to leave or is unable to follow commands after the gun shot. It is important that if the reaction to the gun shot is a loss of overall control or the dog returns to the handler from the long down, then the judge must determine if this is a training fault or the natural temperament of the dog. This will determine if the dog is allowed to continue or be disqualified (DQ) temperament /gun shy.

Commands

Commands may be given in any language but must be consistent to using the same command for the same behavior (for example the "out" command must be articulated in the same tone and duration throughout). All exercises must begin with a command except for defense exercises in the protection phase where the dog reacts to the helper's threat without command.

When recalling the dog, the dog's name may be used instead of a recall command but using both name and command is a fault/double command. The exception to this is in protection where the blind search may be executed by using a send command and the dog's name with a recall command (example search – dog's name – recall for each blind).

For the call out of the blind the command "heir fuss/come heel" may be used as long as they are used together without pause between words (as a single word).



German Shepherd Schutzhund Club of Canada

IGP Working Dog Trial Rulebook

Version 2.2
Effective 01Jan2025

The start of all exercises must be after the judge's signal, failure to follow this and start the exercise on your own may result in faults and deductions.

Discipline

The trial manager is responsible for organizing the trial and the judge has final decision. The judge is authorized to terminate/stop or suspend the trial if the order and safety of the event is compromised in any way. Violations by the handler/s or organizing host club that are against the rules, regulations or unsportsmanlike conduct will lead to disqualification or termination. Video evidence may only be used to determine the handler/organizing host club's behavior or adherence to the rules during the trial and not the overall evaluation or score of any dog's performance. The provisions of the disciplinary regulations of GSSCC are enforced.

Disqualification

All points awarded up to the point of disqualification (DQ) will be deleted. No points or ratings will be entered into the scorebook. There will not be an evaluation. It is not permitted to show the dog in any other phase it has not completed. In the scorebook the reason for the disqualification must be written by the judge.

Common Reasons for Disqualification (DQ)	
Dog picks up and will not release or eats an article at tracking	Disqualification for disobedience
Dog chases game, refuses to track	
Dog leaves the working field and/or does not return after three (3) commands from the handler (at the judge's discretion based on liability or danger)	
Dog is not under control of the handler. Examples: dog will not return to handler, dog is out of control and handler is not able to control the dog with 3 or less commands in any phase	
Dog grips / bites the helper anywhere except on the protection sleeve.	
Dog bites any human or dog at the event to include the handler, judge, spectators	
Dog is overly aggressive towards humans or other dogs	
Dog is not neutral during the temperament check (unstable, aggressive)	
Handler displays unsportsmanlike behavior, does not follow the judge's direction. Does not follow the trial rules. Holds the dog by collar (except Long Bite)	
Handler commits fraud, animal cruelty or abuse	



German Shepherd Schutzhund Club of Canada

IGP Working Dog Trial Rulebook

Version 2.2
Effective 01Jan2025

Termination

With a termination, all points awarded up to the point of termination are awarded, to include the points of the phases that have been completed. The total of points reached up to the point of termination are entered in the scorebook. If the dog is terminated in phase C, phase C is to be evaluated with 0 points, the points reached in sections A and B are retained and recorded.

Additional termination information is available in GSSCC Variances and trial information section.

Common reasons for termination
Dog will not start track after 3 commands or stops tracking
Dog leaves track by more than a leash (handler leaves the track)
Dog does not complete the track in the given time limit
Dog leaves the helper, will not engage
Dog fails a protection defense exercise
Dog does not find the helper after 3 attempts / commands to direct the dog to the find blind

Evaluation

The evaluation of the performance is noted with ratings (qualification) and points. The rating (qualification) and the corresponding points must reflect the quality of the respective exercises.

Point table

High points	Excellent	Very good	Good	Satisfactory	Insufficient
5	5.0	4.5	4.0	3.5	3.0 – 0
10	10.0	9.5 - 9.0	8.5 - 8.0	7.5 - 7.0	6.5 – 0
15	15.0 - 14.5	14.0 - 13.5	13.0 - 12.0	11.5 - 10.5	10.0 – 0
20	20.0 - 19.5	19.0 – 18.0	17.5 – 16.0	15.5 – 14.0	13.5 – 0
30	30.0 – 29.0	28.5 – 27.0	26.5 -24.0	23.5 – 21.0	20.5 – 0
35	35.0 – 33.0	32.5 – 31.5	31.5- 28.0	27.5 – 24.5	24.0 – 0
60	60.0 – 58.0	57.5 – 54.0	53.5 – 48.0	47.5 – 42.0	41.5 – 0
70	70.0 – 66.5	66.0 – 63.0	62.5 – 56.0	55.5 – 49.0	48.5 – 0
80	80.0 – 76.0	75.5 -72.0	71.5 – 64.0	63.5 – 56.0	55.5 – 0
100	100 – 96.0	95.5 – 90.0	89.5 – 80.0	79.5 – 70.0	69.5 – 0
200	200-192	191 -180	179 - 160	159 - 140	139 - 0
300	300 -286	285 -270	269 -240	239 -210	209 -0



German Shepherd Schutzhund Club of Canada IGP Working Dog Trial Rulebook

Version 2.2
Effective 01Jan2025

Calculation of percentage

Evaluation	Awarded percentage	Deduction
Excellent	= at least 96 %	or up to minus 4 %
Very Good	= 90 to 95 %	or minus 5 to 10 %
Good	= 80 to 89 %	or minus 11 to 20 %
Satisfactory	= 70 to 79 %	or minus 21 to 30 %
Insufficient	= 69 % or below	or minus 31 to 100 %



BH-VT

All first-time dog owners must provide evidence that they have successfully passed the written examination.

Dogs of all breeds and sizes are accepted. The minimum age of the dog to enter a GSSCC trial is 15 months.

Dogs that do not earn the required 42 points or more (70%) of the points available in Part “A” (obedience) are not allowed to continue to be evaluated in Part “B” (traffic safety).

The Part “A” phase is passed if the dog earns 42 or more points out of the available 60 points (70%). The part “B” is a temperament evaluation of the BH-VT and is a pass/fail examination. It is the judge’s decision how the part “B” portion of the test is performed and evaluated. Passing the part “B” is done if all exercises were considered sufficient by the judge.

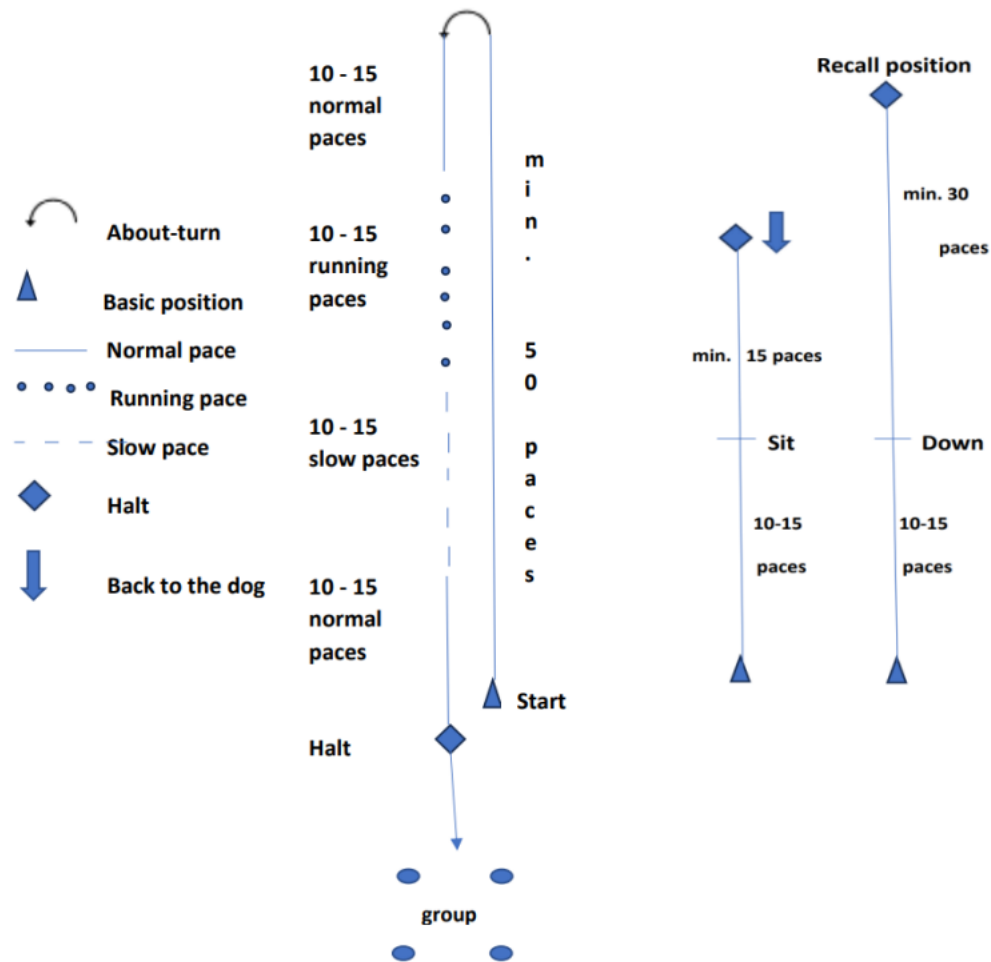
Points are not announced, the BH-VT is a Pass or Fail examination. At the request of the hosting club, the BH-VT may be placed in order of overall performance for an award presentation. The results of the BH-VT examination must be entered in the official trial paperwork and the scorebook regardless of the outcome of the examination (pass or fail).

There is no gun sureness test in the BH-VT.

Obedience (part A)

1. Heeling on leash = 30 points. See diagram below for pattern. After the group, the handler heels with the dog on leash and returns to the basic position at the starting line and removes the leash.
2. Sit Exercise = 10 points. Off leash the sit may be performed with the handler in motion, or the handler may stop for a 3 second pause and command the dog to sit, then proceed fifteen paces (15) away from the dog and turn around to face the dog. The handler will return to the dog on the judge’s signal.
3. Down with recall = 10 points. Off leash the down portion of the exercise may be done with the handler in motion, or the handler may stop for a 3 second pause and give the down command then proceed 30 paces away, turn around to face the dog and recall the dog on the judge’s signal. After the finish is complete the handler leashes the dog.
4. Long down under distraction = 10 points. The handler unleashes the dog and places the dog in a down position and then leaves the dog to about 10 metres or the judge’s signal. The handler stands sideways to the dog during the exercise (the exercise is performed while another dog completes its obedience routine). On the judge’s signal the handler returns to the dog and with a single command brings the dog to a sit in the basic position and then leashes the dog.

BH-VT Heeling Pattern Diagram



Traffic Safety Examination (part B)

The exercises listed below are conducted in a suitable area outside/off the training field if possible. The judge and the trial manager determine where and how the traffic exercises will be conducted (parking areas, streets). The implementation of this part of the examination requires a neutral area away from the trial field.

Points are not given for the individual exercises of part B as the overall impression of the dog's temperament with the traffic/public interaction is most important. The exercises described below are suggestions and can be modified individually to the local conditions by the judge. The judge may repeat or vary any exercise in case of doubt in the assessment of the dog's temperament.

The following exercises represent a minimum requirement and can be modified by the judge.

Encounter with a group of people

At the instruction of the judge, the dog handler, with their dog, walks toward a group of people (as if out for a walk in public). The judge follows/watches the team at a reasonable



German Shepherd Schutzhund Club of Canada

IGP Working Dog Trial Rulebook

Version 2.2
Effective 01Jan2025

distance. Without formal commands the dog is to follow on the dog handler's left side on a loosely hanging leash – with the shoulder at the knee height of the dog handler (loose lead informal heel). The dog must be neutral / unbothered/ indifferent to the people, traffic and to the environment. During the walk the dog handler will pass people and will be stopped by a stranger. The dog must show itself in a neutral manner (without stress / aggression etc.). The handler and the dog continue through a relaxed larger group of people (recommended more than 6 people), in the larger group of people a person interacts with the dog handler and greets them with a handshake and short discussion. The dog must sit, down or stand beside the dog handler and must remain neutral, quiet during the short conversation.

Encounter with a bicyclist

The dog is walking along a road /path with his dog handler and is passed by a bicyclist from behind who rings a bell. After passing the dog by a good distance, the cyclist turns to again pass the dog handler and dog. There will be another bell ring. The bike passing must be done in such a way that the dog is between the dog handler and the bicyclist passing by. The dog must see the bicyclist.

Encounter with cars

The dog handler walks past several cars or a car running or a car driving past the dog. The dog and handler interact with the car and driver when a car stops by them. The horn should be honked. The driver may roll down the window and interact with the dog and handler. The dog must stand, sit or lie down by the handler during this interaction. The dog must be quiet and neutral to the cars and all traffic noises. The judge may modify this as needed.

Encounter with jogger or skater

The dog handler walks along a road / path with his dog. At least one jogger / skater or more passes him without slowing down and after passing the handler and dog the jogger/skater(s) will turn and pass again on the opposite side. The dog does not have to be in correct (formal) heel position, but he must not bother (remain neutral) the passing joggers. It is permitted to have the handler place his dog in a stand, sit or down position during the encounter.

Interaction with other dogs

In the case of passing or encountering another dog and his handler, the dog is to remain neutral. The handler may give and repeat the command "Fuss/Heel" or place the dog in a stand, sit or down position.

Behavior of the tethered dog (tied out), which is left alone in the short term and behavior towards animals

At the instruction of the judge, the dog handler stops and attaches the leash to a fence, wall or something similar. The dog handler goes out of sight. The dog may be left standing, sitting or lying. During the absence of the dog handler, a passer-by (pedestrian) passes the dog with a dog at a lateral distance of about five paces away from the test dog. The dog left alone must be quiet and calm (neutral) during the absence of the handler. The dog used to walk by must be a neutral dog (no dog aggressive dogs are to be used) and will pass by the test dog at least one time (judge's decision).

A dog showing aggression (strong pulling on the leash, continuous barking, hackles, barring teeth) will be disqualified (DQ) for behavioral / temperament faults.



German Shepherd Schutzhund Club of Canada
IGP Working Dog Trial Rulebook

Version 2.2
Effective 01Jan2025

PHASE A – TRACKING

	IGP 1	IGP 2	IGP 3
Leash length	5 metres	10 metres	10 metres
Track	Own track	Strange track	Strange track
Length	300 steps	400 steps	600 steps
Legs	3	3	5
Corners	2. Approximately 90°.	2. Approximately 90°.	4. Approximately 90°.
Distance between the corners	Min..50 steps	Min. 50 steps	Min. 50 steps
Articles	3 own articles 3x 7 points	3 strange articles 3x 7 points	3 strange articles 3x 7 points
Articles size	10x2-3x0,5-1cm	10x2-3x0,5-1 cm	10x2-3x0,5-1 cm
Position of the articles	1st on 1st leg, 2nd on 2nd leg, last at the end All on judge's orders	1st on 1st leg, 2nd on 2nd leg, last at the end All on judge's orders	1st on the 1st leg or 2 nd leg after at least 100 steps. 2 nd on judge orders and the 3rd at the end.
Track aging time minimum	20 minutes	30 minutes	60 minutes
Working time maximum	15 minutes	15 minutes	20 minutes



German Shepherd Schutzhund Club of Canada

IGP Working Dog Trial Rulebook

Version 2.2
Effective 01Jan2025

	IFH1	IFH2	IFH3
Line length	10 metres	10 metres	10 metres
Track	Own track	Strange track	Strange track
Length	800 steps	1200 steps	1800 steps
Legs	5.	7.	8. One of them as a semicircle with a radius of approx. 30 metres. The entrance and (or) the exit are placed at a corner of approx. 90°.
Corners	4. approx. 90 °	6. The first 5 corners of approx. 90°. The last corner is laid as an acute corner between 30° - 60°.	7. of which 2 acute corners between 30°- 60°.
Distance between the corners	Minimum 50 steps	Minimum 50 steps	Minimum 50 steps
Articles	3 own articles 3x 7 points	4 strange articles 3x 5 points, 1x 6 points	7 strange articles 7x 3 points
Position of the articles	1. After min. 100 steps. 2. On Judge instruction 3. At the end. There can be 2 on one leg.	1. After min. 100 steps 2+3 after track sketch 4. At the end. There can be 2 on one leg.	1. After min. 100 steps 2+3 according to track sketch 7 at the end. There can be 2 on one leg.
Articles size	10x2-3x0,5x-1 cm	10 x2-3x 0.5-1 cm	10 x 2-3 x 0.5-1 cm
Age	90 minutes	120 minutes	180 minutes
Working time maximum	30 minutes	30 minutes	45 minutes
Cross-track		30 minutes before working out the track	30 minutes before working out the track
Prerequisite	BH-VT	IFH 1	IFH 2



Additional information for IFH 2- IFH 3 and IGP-FH

The cross track must be laid by a different person than the initial tracklayer. The cross track shall not be laid within 40 paces before or 40 paces after a corner, or across the first or last leg. It must be laid so that the track is not crossed below a 60-degree angle and must cross the track twice. The dog is allowed to check cross tracks if he does not leave the actual track. If the dog leaves the track to follow the cross track and then follows more than one leash length, the track work must be terminated.

Additional information for the IFH 3 and IGP- FH

The dog handler is allowed to ask the judge to briefly interrupt the track work if he believes that the dog needs a short break due to physical condition and weather conditions (i.e. high heat). The pause taken shall be counted towards the available time to work the track. The dog handler is allowed to clean the dog's head, eyes and nose during a break or while at an article. For this purpose, the dog handler can carry a wet cloth or a wet sponge. The cloth or sponge must be shown to the judge before the start of the track. No other tools are allowed.

Tracking Grounds

Tracks may use all natural soils such as grass, plowed dirt and forest floor. In all trial levels, adaptation of the tracks to the available tracking grounds is possible with the judge's approval and that all tracks within the same level are similar. Tracking on snow is to be avoided.

Laying the tracks

The judge or the trial manager shall determine the course of the track depending on the existing terrain (tracking in snow should be avoided). At IFH-2, IFH-3, IGP- FH, the track layer provides or receives a track sketch from the judge or the tracking coordinator. It includes terrain features (i.e. trees, wire poles, huts, etc.). The judge/tracking coordinator supervises the laying of the tracks and instructs the track layers. The tracks can be laid differently; corners and articles should not be at the same position or at equal distances for each track.

The scent pad of the track must be marked by a flag which is placed directly into the ground to the left of the scent pad. The track layer stays briefly at the scent pad and goes in natural stride with normal steps in the directed direction. Laying the track, including corners must be done in a natural gait. It must be noted that a continuous track allowing the dog to work at a normal consistent speed must be possible. Corners are laid with the inside of the corner making a 90-degree turn, either the "T" method or angled (45 degree) outside footprint are correct (see diagram in the appendix).

Help by the track layer by unnatural gait, scuffing or stomping is not permitted in the entire area of the track.

Articles are not to be placed within 20 paces before or after the corner and must be on the track (do not have to be exactly in the footprint but recommended). After dropping the last article, the track layer must continue at least 10 paces in a forward direction to end the track.

The handler and dog must not be able to watch the track being laid. The order of the



participants is determined with a draw after laying the tracks in the presence of the judge.

Articles

Articles may not differ significantly in color from the terrain. Before laying the track the articles must be shown by the dog handler (IGP-1, IFH-1) or tracklayers (IGP-2, IGP-3, IFH-2, IFH-3, IGP-FH) to the judge or tracking coordinator. Only articles that the tracklayer has carried for a minimum of 30 minutes may be used. Articles must be laid on the track either in-between or in the footsteps.

Within a track, the articles must be made of different materials (i.e. leather, textiles, wood). In the case of Championships and FH examinations, the articles must be numbered the same as the track number.

Indicating the articles

The indicating out can be done sitting, lying down and standing, or alternating. The articles must be indicated convincingly without the help from the dog handler. Once the dog has indicated the article, the dog handler drops the tracking line or puts it down, goes directly to the dog, picks up the article and displays it to the judge. This can be done either on the left or on the right side of the dog, but the restart must be done from the side the article is shown.

The dog must be calm in this position. The indicating must be done in the direction of the track. Slightly crooked lying down, sitting or standing to the article is not faulty. The article must lie directly in front of, or between the front paws but not touching/playing with the article. The dog must remain calm in the position until it is restarted on the track.

Articles that are found with strong help by the handler are considered to be overrun/not indicated. After the articles are shown to the judge, a restart is made with a command to track, the handler must be facing the direction of the track alongside the dog (not behind), standing upright at the restart of the tracking; any pointing or leaning down to the dog is faulty.

Picking up or retrieving the article

The presentation of the retrieved article also impacts overall indication of the articles. The dog may stop after picking up, sit down or retrieve the article. Picking up the article and lying down is faulty, as well as going forward with the article. During the retrieve of the article, the handler must stay at the end of the leash. The restart occurs where the dog handler picks up the article.

Missed or not indicated articles

If an article (1) is not indicated/found by the dog and it cannot be found by the track layer or judge, there is no point deduction (the dog receives full points for the article). If two (2) or more articles are not found, the dog handler is offered a re-track. If they do not accept a re-track, all the articles not found are considered as not indicated and no points are awarded for the articles (0 pt. per article).

This rule does not apply to IGP-1 and IFH-1 where the handler lays the track. In these cases when an article is not found by the dog or by the dog handler, no points (0 points per article) are earned for these articles.



Tracking with a long line or free tracking

The dog can track on a 10 m (or 33') long line (for IGP1 on a 5 m (or 16.5') long line). A check of the line length, the collar or the harness by the judge must be carried out before the start of the track work (may be done at the time of reporting in). Flexible Leashes are not permitted.

The track line can be over the back, on the side of the dog or between the front and/or rear legs. It can either be attached directly to the loose-fitting collar or to the attachment ring of the harness (chest or Böttger harness without additional straps). If a harness is used, make sure that the back strap does not extend beyond the last rib of the dog. The tracking line may sag during the track, but the required distance from the dog must not be seriously shortened. Ground contact of the line is not faulty.

If tracking off leash (free tracking), a distance of at least 10 metres (for IGP1 5 metres) must be kept.

Report in / out for tracking

When reporting in to start the track the handler must be prepared to track with the tracking line correctly attached to the dog. The line may not be looped through the collar, it may be held short, or an additional short leash may be attached, the line must be laid out (dragging) behind the dog and if a harness is to be used it must be on the dog and the line attached.

With the dog in the basic position, the handler reports into the judge and the handler must indicate whether their dog retrieves or indicates the articles. The dog is allowed to be on a short line up to about 2 metres before the start (leash or holding the tracking line short but not looped through or around the dog or collar).

At the instruction of the judge, the dog is led to the scent pad at the handler's side and then started. All compulsion must be avoided before and during the entire track. The handler must remain at the scent pad and the dog must start the track with 3 or fewer commands. A short sit of the dog in front of the scent pad (approx. 2 metres away) is permitted so the tracking line can be brought to the position desired by the handler (attachment of the harness, line between front and/or rear legs). Restarts are not allowed (except 1 time in the FH).

After completion of the track work, after the last article is indicated and shown to the judge the dog does not need to sit, but checking out must take place in the basic position and the articles found must be shown to the judge. After this, the short line can be put on the dog. Playing or feeding after indicating the last article, before checking out and receiving the score or on the tracking grounds, is not permitted.

Working the track

The dog must be given a verbal command to start tracking at the scent pad. Failure to give the tracking command at or prior to the scent pad will cause a point loss. The handler has three (3) commands to start the dog on the track. The second and third commands are faulty and will lead to a deduction taken from the evaluation of the first leg of the track. For each extra command there is a mandatory deduction of 1.5 points.



German Shepherd Schutzhund Club of Canada

IGP Working Dog Trial Rulebook

Version 2.2
Effective 01Jan2025

The dog must take the track calmly and with a deep nose and then continue to work the track with a high level of intensity (hunting), consistent and even speed (providing that the difficulty and terrain is consistent, difficulties may affect speed and may not always be considered faulty). The dog's overall speed is not a factor as faulty behavior as long as the dog continues to track in a convincing and intensive manner. Stress, insecurity, and lack of intensity are all considered to be faulty.

The start and the start off an article must be done with the handler giving a single command to track, the handler should be standing upright with hands above the knee (not pointing) and facing the direction of the track. Slack (loose leash) is permitted if it does not significantly shorten the distance between the dog and handler.

The scent pad is not time dependent but the behavior of the dog during the first part of the first leg will allow the judge to evaluate how intensely the dog takes up the track and scent (difficulty in the start of the first leg may be an indication of the dog not properly using the scent pad to take the scent of the track).

If the dog is caught in the tracking line, the handler may ask the judge to down the dog to untangle the line from the dog with no point deduction. The handler must return to the end of the tracking line to restart the dog, if the dog restarts correctly there is no point deduction.

If the dog leaves the track and is held back by the dog handler, the judge will instruct the handler to follow the dog. If the judge's instruction is not followed, the tracking work must be terminated.

If the end of the track is not reached within the maximum allowed time, specified in the individual levels, the tracking work is terminated by the Judge. This does not apply if the dog is on the last leg of the track for FH 2, FH 3 and IGP FH. The performance shown (points earned) until termination is evaluated.

If the dog quits tracking (stays in the same place without working, lifting its head etc.), the track can be terminated even if the dog is still on the track and the available time for working the track has not yet expired.

If during the track, wild game appears and the dog follows their hunting instinct, the handler may attempt to prevent the dog from following by giving the dog the command to down, if the dog does not down and does not follow commands the dog may be disqualified. When the dog downs and on the judge's signal, the tracking work will continue with the handler giving the command to track from the end of the tracking line. If the dog fails to continue tracking the tracking is to be terminated.

Only for IFH-2 / IFH-3 / IGP-FH

If the handler has the impression that the dog has not correctly taken the track, they are free to recall the dog and restart again. This is only allowed once and only if the handler has not left the scent pad yet. This is a mandatory deduction of -4 points.



Corners

The dog must work out corners confidently. Circling at the corner is faulty. A head check without leaving the track is permitted. After the corner, the dog must continue with the same intensity and at the same speed. Through the corner, the handler must maintain the same distance. They do not have to follow the track (may swing out to keep the line from going slack). However, the handler is not permitted to leave the track (swing out) until the dog has changed direction and is committed to the next leg.

Praise

Occasional praise on the track is allowed only for IGP 1 and 2 but not in the corners (dogs body length before and after the corner). In addition, short praise at the article is permitted in all levels. This can be done before or after the display of the article, but not both. Restarting from an article must be performed from the same side the article was shown to the judge, with the handler standing upright and a verbal command.

Additional evaluation criteria responsibilities of the judge

The assessment of each leg depends on the length, the terrain and the weather conditions, and is based on the title. The judge and all accompanying persons may not be in the tracking area where the dog and handler have the right to track (distance of the tracking line radius around the handler and distance to the next track), the dog must not be disturbed by either the tracklayer or the judge (unless in extreme conditions the judge must be closer to evaluate/see the performance).

The judge must not only look at the dog or the dog handler, but must also consider the terrain, the weather, possible distractions and the time. The judge must base his assessment/evaluation on the totality of all influencing variables. The assessment is to be carried out considering the following criteria:

- Tracking (example: motivated behavior of the dog with constant intensity and consistent speed before and after the corners, as well as before and after indicating the articles).
- Training level of the dog (example: hectic approach or work on the track, stressed behavior, avoidance).
- Handler carrying aids that are not permitted.
- Difficulties in working out the tracks: tracking conditions (vegetation, sand, soil, terrain changes, manure), wind conditions, weather (heat, cold, wet).

The evaluation (judging) of the tracking performance begins at the scent pad marked by a “flag”. Examples of faults at the scent pad are, touching the dog, overtly strong or additional commands, praise, no start command etc.). The judge must assess how the handler starts the track and evaluate the dog’s natural work attitude, stress, training, tracking (hunt) drive/desire to work, confidence, natural working temperament, sureness or uncertainty, insecurity of the dog in its work.



German Shepherd Schutzhund Club of Canada
IGP Working Dog Trial Rulebook

Version 2.2
Effective 01Jan2025

Deductions for all tracking levels

If the dog stops tracking by falsely indicating an article and the dog handler does not go to the dog but gives an extra command at the end of the tracking line "Such" -2 points. *In IFH-3/IGP-FH - 1 point*

If the dog stops tracking by falsely indicating an article and the dog handler does go to the dog and gives the tracking command at the side of the dog "Such" -4 points. *In IFH-3 /IGP-FH - 2 points*

Urinating or defecating (up to -6 pt.), wandering, circling at the corners, continuous handler help, encouragement, line or verbal help in the track or at the articles is faulty and deducted accordingly.



PHASE B - OBEDIENCE

Field Setup

Before the start of the obedience phase (B), the judge must check the field and the equipment to be used during the trial (Examples: jump, wall, dumbbells and field markings) to ensure they meet the requirements in the IGP regulations.

Basic Requirements

Attitude, self-confidence, outgoing, motivated work concentration, attention, and harmony of the team

Technical Correctness Position / Accuracy Willingness / Execution /Speed

When assessing each exercise, the dog's behavior must be carefully observed, starting with the basic position until the end of the exercise. Correct position is straight in front position, always parallel to the handler in basic position or heeling, as close as possible without touching or crowding the handler.

Execution of Commands

If a dog does not perform an exercise after the third given command, the exercise must be terminated without evaluation, 0 pts. (If the handler is unable to get the dog to the basic position to start the next exercise with three (3) or fewer commands or the dog refuses to go with the handler the obedience phase is terminated). When recalling, the name of the dog can be used instead of a recall command. The name of the dog in connection with any command is considered as a double command.

The reaction of the dog to the command

The dog should perform the exercise quickly, with accuracy and attention to the handler and without stress on the handler's command. Any behavior by the dog that shows anxiety or stress is faulty.

Additional Commands

If the dog does not execute an exercise after the second additional command (3 total commands), the exercise will be rated with 0 points. If the dog executes an exercise with two additional commands, the exercise is rated maximum "high Insufficient".

1st additional command -1.5

2nd additional command -2.5

Starting the exercise without command -2

Example: 5 points for the partial exercise (down with recall- down =5, recall = 5 total exercise = 10 pt)

1st Additional Command: "Satisfactory" rating from that portion of the exercise = -1.5 points

2nd Additional Command: "Insufficient" rating from that portion of exercise = -2.5 points

If the dog executes an exercise without a command that part of the exercise is to be rated "Insufficient".



German Shepherd Schutzhund Club of Canada IGP Working Dog Trial Rulebook

Version 2.2
Effective 01Jan2025

Distribution and Point values of the exercises at the individual levels

Exercise	IGP-1	IGP-2	IGP-3
Heeling	15 Points	15 Points	15 Points
Sit out of motion	10 Points	10 Points	10 Points
Down with recall	10 Points from a Walk	10 Points, from a walk	10 Points from a Running Pace
Stand out of motion		10 Points From a walk with pick up	10 Points From a running pace with recall
Retrieve on the Flat	15 Points	10 Points	10 Points
Retrieve over the 1 Metre Jump	15 Points Jump both ways, no retrieve	15 Points	15 Points
Climbing over the Scaling wall	15 Points A climb one way without retrieving	10 Points A climb one way without retrieving	10 Points Climbing both ways with retrieve
Send Out with Down	10 Points	10 Points	10 Points
Down under Distraction	10 Points 10 metres away	10 Points 15 metres away	10 Points 30 metres away out of sight
Total	100 Points	100 Points	100 Points

Note

At the beginning of obedience for BH-VT and IGP-1 the handler reports to the judge with his dog on leash. For IGP-2 and IGP-3 reporting to the judge is done off leash.

Start and end of an exercise

The handler must look to the judge for permission to start all exercises. Failure to wait for the judge to signal the start of an exercise may result in a point deduction. Everything else during the exercise, such as turns, stops, pace changes etc. are executed without instruction and are the responsibility of the handler.

The specified pause is approximately 3 seconds and must be observed. For instance, from the front into the final basic position, holding – outing the dumbbell, praising the dog and repositioning for beginning a new exercise.

If the dog handler misses an exercise, the handler is asked by the judge to restart and show the missing exercise; there is no point deduction. Omission of, or partial exercises result in deductions.



Basic Position

Each exercise begins and ends in the basic position. The basic position may be taken only once in the forward direction before each exercise. Taking additional basic positions will result in point(s) deduction(s), depending on the number of additional basic positions could result in termination of the exercise (0 points - "M").

In the basic position the dog must be attentive to the dog handler and sit with shoulder blade at knee height to the left of the handler and parallel (straight alongside) of the handler. In the basic position, the handler must not have a splayed leg stance, and both arms must be relaxed/loosely hanging at the side of the body. The hands may be inside or outside of the dog as long as they are not intentionally positioned to influence the dog.

When the handler approaches the dog to pick it up for basic position, the handler must be in line with the dog's shoulder, if the dog moves back to assume basic position on command the pickup to basic position is faulty.

Development / buildup of an exercise

The buildup (development) is carried out from the basic position during the exercises "Sit out of motion", "Down out of Motion", "Walking or Running Stand out of motion", and "Send out with down". It must be at least 10, but no more than 15 paces, before the command is given to perform the exercise.

Pickup of the dog

During exercises in which the dog is picked up again, the dog handler can approach the dog from the front, or from going around behind the dog.

Recall / front and finish (basic position)

When recalling the dog, the name of the dog can also be used instead of a recall command however the name of the dog in connection with a command is considered a double-command. The dog must be confident, fast, purposeful and direct to recall, and must sit tightly and straight in front of the handler.

The dog must go directly to the final basic position upon command for the basic position. This can be done by the dog pivoting into basic position or by the dog going around behind the handler into basic position.

Praise in obedience

Praise is only allowed in the basic position after each completed exercise. If this is also the new starting position for the next exercise, a 3 second pause must be observed. Praise cannot be excessive.

In the BH-VT and IGP 1 the handler may use slightly more praise (maximum 5 seconds) at the starting position (the dog may leave the basic position). If the dog leaves the basic position, a new one must be taken, and a 3 second pause before the next exercise. **No activation barking is allowed.**



German Shepherd Schutzhund Club of Canada
IGP Working Dog Trial Rulebook

Version 2.2
 Effective 01Jan2025

Incorrect positions (position shown other than the intent of the exercise)

In the case of all “out of Motion” exercises (sitting, downing, standing), in addition to other mistakes, the entire exercise will be deducted by 50% of the points for the exercise if the dog shows an incorrect position. (Example: Standing during the Sit out of Motion exercise)

Releasing the dumbbell on command

If the dog does not release the dumbbell after the third command, the dog is disqualified (DQ) for disobedience and does not proceed to complete any additional exercises or phases.

Mandatory Deductions

	IGP-1	IGP- 2	IGP- 3
Sit out of Motion does not sit	- 5 Points	- 5 Points	- 5 Points
Down out of Motion Does not down	- 5 Points	- 5 Points	- 5 Points
Retrieve on the Flat Dog does not bring Motivate the dog, Handler leaves basic to get the dog to retrieve	0 Points Insufficient	0 Points Insufficient	0 Points Insufficient
Retrieve over 1m hurdle Just one direction jump No Jumps Does not complete retrieve	- 5 Points -15 Points	- 5 Points -15 Points	- 5 Points -15 Points
Climbing over scaling wall (only one direction) No climb over	-15 Points	-15 points	Only climb 1 direction with retrieve -5 points No retrieve -15 points
Send Out with down See exercise description for additional information	Major Faults resulting in all points lost for all levels: Dog does not go out at least half way Dog returns to handler Dog reaches end of field or leaves field		



Dumbbell

For the retrieve exercises only dumbbells which are provided by the host of the trial are to be used.

All competitors must use the same dumbbells.

If required, placement of the dumbbell into the landing area/marked box will be done by an assistant to the judge.

The dumbbell must meet the following requirements

- The dumbbell must be made of wood.
- The predetermined weight must be correct.
- The distance from the dumbbell bar to the ground must be at least 4cm

	IGP-1	IGP- 2	IGP-3
On the Flat	650 Grams	1000 Grams	2000 Grams
Hurdle	No Dumbbell	650 Grams	650 Grams
Scaling Wall	No Dumbbell	No Dumbbell	650 Grams

1 Metre Hurdle

The hurdle can be a fixed wooden or approved portable hurdle (see appendix for diagram and dimensions of both hurdle and landing area).

The minimum distance for basic position is marked four (4) metres from the hurdle (the handler may take basic position further back from the line).

A dumbbell landing area will be marked. If the dumbbell lands outside of this, the handler is allowed to tell the dog to sit, as the dumbbell is placed in area. The dumbbell will be shown to the dog before placement.

Practice jumps are not allowed during the trial.

Scaling Wall

For the scaling wall the minimum distance for basic position is marked four (4) metres from the hurdle (the handler may take basic position further back from the line).

A dumbbell landing area will be marked. If the dumbbell lands outside of this, the handler is allowed to tell the dog to sit, as the dumbbell is placed in area. The dumbbell will not be shown to dog before placement.

Practice over the scaling wall is not permitted during the trial.

Retrieving Exercises

In all retrieving exercises the dog must present the dumbbell to the handler to complete the exercise, no partial points may be awarded if the dog does not present the dumbbell (holding dumbbell in its mouth) to the handler.

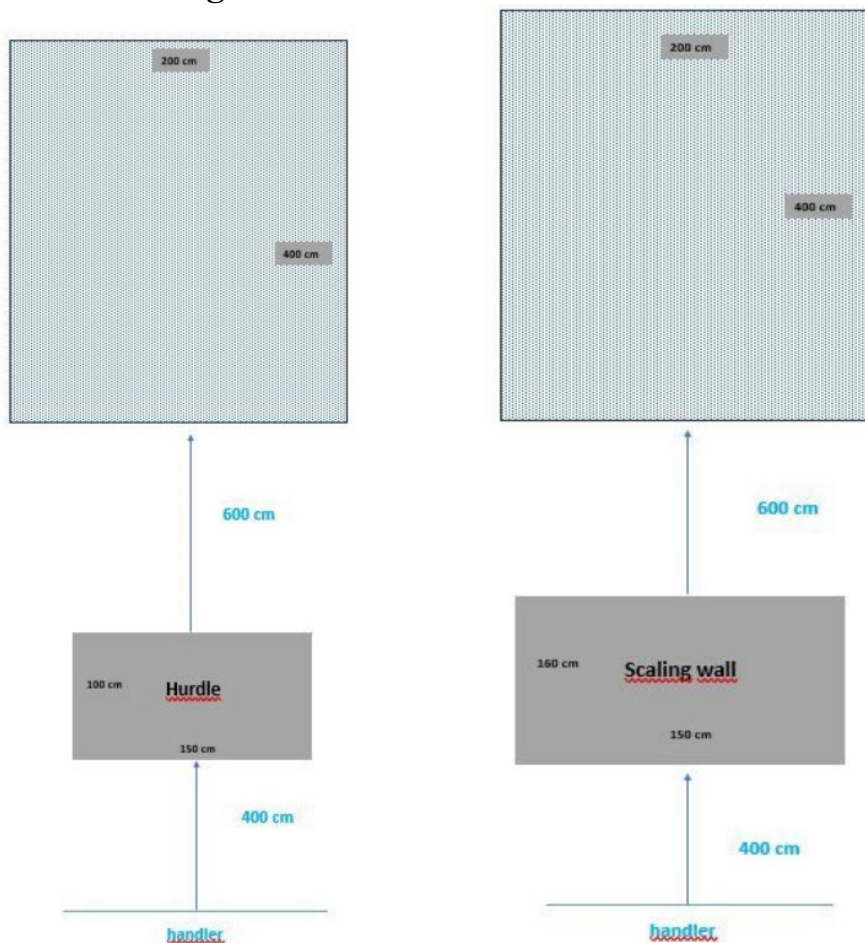
Dropping the dumbbell at the handler’s feet and the handler picking it up off the ground is an incomplete exercise; the handler may use additional commands “bring” (up to a maximum of 3 to complete exercise).

If a handler is deemed to be purposely throwing dumbbell too short, or off to side, the judge can disqualify for poor sportsmanship.

If the dog anticipates the "bring" command and leaves the handler:

- Dumbbell is within the landing area – 2 points.
- Dumbbell is outside of the landing area and before the assistant picks it up - the highest insufficient for the entire exercise.
- Dumbbell is outside of the landing area and after the assistant has picked it up – 0 points for the entire exercise.
- If the handler calls the dog back immediately -1.5 points in addition to above.

Dumbbell Landing Area





Descriptions of Obedience Exercises

Heeling on leash (BH-VT) and off leash heeling (IGP 1-2-3)

As BH-VT and IGP-1 handlers report in to the judge on leash, the leash should be removed at the start marker while the dog is in basic position.

The dog must follow the handler out of the basic position with a verbal command to Heel, the dog must walk in a natural purposeful manner without stress, confident, attentive, and in harmony with the handler.

The dog must always move in a normal manner with attention to the handler. Its position must be parallel (straight) alongside the handler with the dog's shoulder in line with the handler's hip or knee (forging or lagging is faulty). Hopping or excessively dropping the rear end that causes an unnatural sloping top line or unnatural movement or crowding the handler that interferes with the handler's natural stride are faulty heeling positions.

The pattern of the heeling is done according to the diagram in the rule book. The dog handler must take basic position at the starting point at about the same time as when the second dog handler assumes the basic position for the exercise "down under distraction".

Gunshots are only fired in IGP/GPR/UPr 1-2-3 (in the BH-VT there are no gun shots fired). On the first straight leg of heeling, two shots (caliber 6 mm / .22) are fired (about five (5) seconds apart) with the first shot fired after at least 15 paces of heeling followed about five (5) seconds later by a second shot; this is to check the dog's gun sureness, temperament, and behavioral traits.

The dog must be indifferent to the gunshots. If the dog is gun shy, it will be disqualified and all the points already acquired will be removed. If the response of the dog is not clear, the judge can check the gun sureness of the dog separately with additional shots.

About-turns are to be shown as a left about turn with the handler pivoting left on his/her own path (a tight left turn is faulty). The dog may go around the back of the handler on the right-hand side or remain in the correct position on the left side, even with the knee of the handler and pivoting with the handler (military or flip turn).

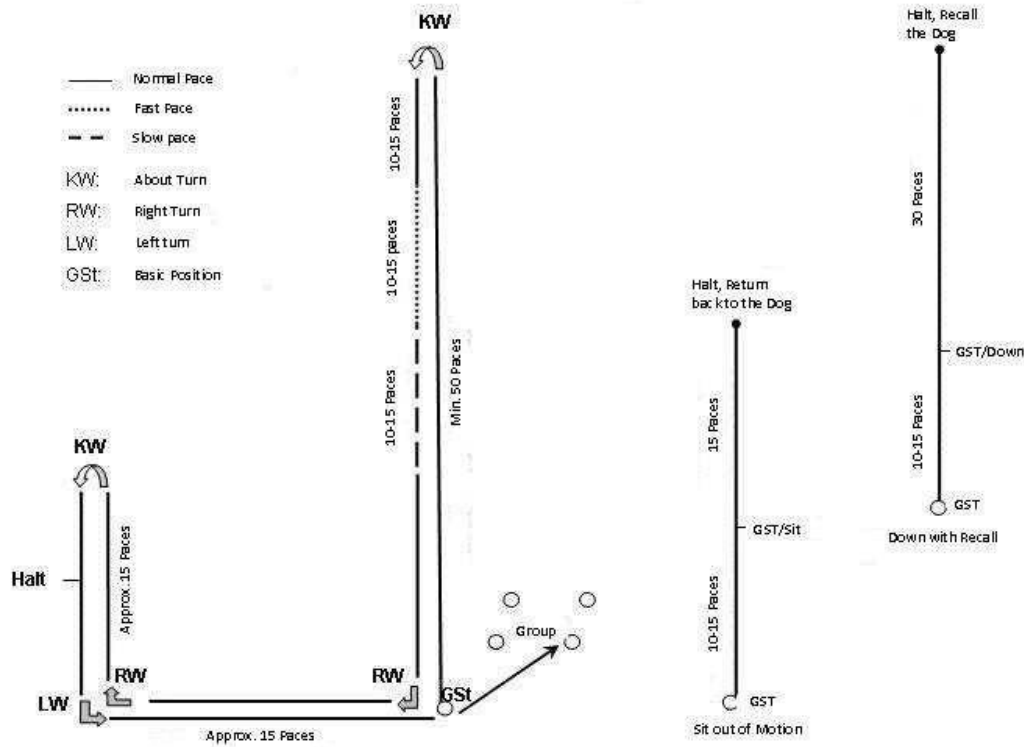
The running pace (10-15 paces) and the slow pace (10-15 paces) must be a distinct change of pace and clearly stand out from the handler's normal pace. The speed change is carried out without transition paces and a "heel command" must be used for each change of pace.

In IGP/GPR/UPr 1-2-3 only, after the second about turn, there must be a stop and automatic sit shown (approximately halfway between the about turn and the left into the group). Here the dog must go into the "sit" position without a verbal command (automatic sit).

Walking through a group of people that are moving is to be shown in the on-leash heeling (BH-VT) and in off-leash heeling (IGP/GPR/UPr 1-2-3). The dog handler must circle two different people in the group showing a right and a left turn (in any order, right/left or left/right forming a figure 8) and stop at least once in the group with the dog performing an automatic sit near a person. The judge is allowed to request a repeat of this exercise. At the order of the judge, the dog and handler leave the group and take a final basic position. The dog may be praised only in the final basic position after leaving the group.

Free Heeling is also to be shown when moving between the exercises. When picking up the dumbbells, the dog must be kept in the correct heeling position as described above.

Heeling Pattern Diagram (note that the BH-VT on-leash heeling is carried out according to the heeling pattern diagram, minus the 2 right turns, and second about turn).



Heeling Evaluation Criteria

Forging, heeling wide, not remaining parallel to the handler, lagging, slow or hesitant sits, additional commands, handler help, excessive hopping, errors in the basic/initial position, crowding/bumping, inattentiveness, lack of motivation, stress and the dog showing pressured behavior are faulty and lead to a corresponding deduction.

Sit out of motion

1st part: Beginning basic position, Buildup, Execution of Sit Command 50% of points
2nd part: Leaving the dog, attention and approaching of the dog handler, final basic position. 50% of the points

After a development/buildup of 10 to 15 paces, the dog must sit immediately upon the verbal command straight, without the dog handler changing his motion or looking back. The dog must remain calm and attention to the dog handler. In all test levels, the dog handler moves away 15 paces. On the judge's instructions, the dog handler returns to his dog in basic position (stands on the right side, basic position).

Special provision for BH-VT and IGP 1- After the buildup, the dog handler may stop and give the command for sitting however before he/she walks away from the dog a 3 second pause is required.



German Shepherd Schutzhund Club of Canada

IGP Working Dog Trial Rulebook

Version 2.2
Effective 01Jan2025

Sit out of motion Evaluation Criteria

Slow sitting, restless and inattentive sitting is devalued in addition to other misconduct. If the dog stands or downs, the exercise is rated “Insufficient” -5 points.

Down with recall

1st part: Beginning basic position, Buildup, Execution of down Command 50% of points

2nd part: Leaving the dog, Attention, Recall of the dog, front position and final basic position. 50% of the points

The development / buildup of 10 to 15 paces is carried out in the levels IGP-1 and IGP-2, in the normal pace. In the IGP-3, the handler then proceeds an additional for 10-15 paces in a running pace.

On the verbal command for downing, the dog must immediately down, straight in the direction without the handler changing their motion or looking back (or any additional help).

The dog handler walks (for IGP 1 and 2) and runs for IGP 3 at least 30 paces and turns directly to face the dog. The dog must remain calm and attentive to the handler until the command.

At the direction of the judge, the handler recalls the dog with a recall command or the "dog's name" (not both). The dog must be fast, without stress, purposeful and come directly, sit close and straight in front of the dog handler. After 3 seconds and on command the dog must go directly to the final basic position upon finishing.

Special provision for BH-VT and IGP 1: After the buildup, the dog handler may stop for a 3 second pause and give the command for downing before they walk away from the dog. For BH-VT after recall and finish, the handler will leash the dog to report out or go to long down.

Down with recall Evaluation Criteria

Slow downing, restless or inattentive, slow non-purposeful recall, Handler help, i.e. splayed leg position, lead to corresponding deductions in addition to other faults. If the dog is sitting or standing, the exercise is “Insufficient” - 5 points.

For a dog that does not come on the second extra command (3 total commands) the exercise is to be evaluated “Insufficient” 0 Points. In this case, the dog may be picked up by the handler returning to the dog and continue into the next exercise.

Stand While Walking (IGP 2)

1st part: Basic position, Buildup, Execution of Stand = 50% of points

2nd part: Leaving the dog, remaining standing, attention to the handler and the handler approaching the dog to pick up and final basic position = 50% of the points

From Basic position a buildup of 10 to 15 paces then the dog must stand immediately on the verbal command, without the dog handler changing their motion or looking back.



The dog must remain straight in the direction of the heeling, calm and with attention to the handler while the handler moves away (leaves the dog) 15 paces and then turns to face the dog.

On the judge's instructions, the dog handler returns to the dog, stands on the right side (basic position) and after 3 seconds commands the dog "sit" into the basic position.

Stand While Walking Evaluation Criteria

Not immediately standing, restless or inattentive standing, and handler help lead to corresponding deductions in addition to other mistakes. If the dog sits or downs, the exercise has a mandatory deduction of 50 % of the points.

Stand Out of Motion from Running IGP 3

1st part: Beginning basic position, Buildup, Execution of Stand Command 50% of points.

2nd part: Leaving the dog, Attention, Recall of the dog, front position and final basic position. 50% of the points

After a Buildup of 10 to 15 running paces the dog must stand immediately upon the verbal command straight in the direction of the heeling without the handler changing their motion or looking back. The dog handler runs at least 30 paces and turns directly to face the dog. The dog must remain calm and attentive to the handler until the command is given.

At the direction of the judge, the handler recalls the dog with a recall command or the "dog's name" (using both the recall and dogs name together is a double command and is faulty). The dog must be fast, without stress, purposeful and come directly, sit close and straight in front of the dog handler. After 3 seconds on command the dog must go directly to the final basic position to finish.

Stand Out of Motion from Running Evaluation Criteria

Not stopping and standing immediately. Restless or inattentive standing, not fast and purposeful on recall, handler help, i.e. splayed leg stance, lead to a corresponding deduction in addition to other mistakes.

If the dog sits or downs, the exercise will be evaluated "insufficient" with a mandatory - 5 points.

For a dog that does not come on the second extra command, the exercise is to be evaluated Insufficient 0 Points. In this case, the dog may be picked up by the handler and continue into the next exercise.

Retrieve on the flat

From the basic position, the handler at the marked point on the field throws the dumbbell approximately 10 metres away, into the marked landing area (if it lands outside, the dumbbell will be placed in area).

If the handler's outside foot moves in order for the handler to throw the dumbbell no point loss as long as it does not affect the dog.



A 3 second pause must be shown after the dumbbell stops and while the handler is in the basic position. The verbal command “Bring” may only be given when the dumbbell has stopped moving. On the verbal command for retrieving the dog must run directly to the dumbbell, pick it up immediately, turn directly and return to his handler directly. The aim is to show motivated behavior to retrieve and motivated desire to return to the handler.

During the presentation of the dumbbell and during the retrieving carrying portion, the dumbbell must be held firmly and calmly until the dog handler commands the dog to release the dumbbell. This is done after about a 3 second pause in front. The dog must present the dumbbell to the handler, or no retrieve is completed.

After outing the dumbbell and approx. 3 second pause, the dog is commanded to the basic position. The dumbbell is held in the right hand with the arm down at handler’s side. The dog handler must place the dumbbell back on the stand, this can be done while in motion heeling with the dog past the stand or by stopping no further away from the stand than 1 metre with the dog sitting in basic position.

Retrieve on the flat Evaluation criteria

If the dog is slow, showing stress, leaves early, unmotivated, not purposeful on the way out and/or return, faulty pick-up, dropping the dumbbell and/or playing with or mouthing the dumbbell up to - 4 points., splayed leg stance by the handler, mistakes in the presentation, front and in the basic positions (for example, restless behavior) result in deductions as well as any handler help.

Two jumps without retrieve over a hurdle IGP 1

The handler takes the basic position on or behind the mark in front of the hurdle. On the instruction of the judge the handler starts the exercise. After the command to sit and stay, the handler goes to the other side of the hurdle and stands about 5 meters from the hurdle in the basic position.

On the judge's instructions, the handler calls the dog with the commands for “jump” and the recall. The dog must show a powerful free jump over the hurdle to its handler and sit straight and close in front of the handler. After a verbal command, the dog must go quickly into the basic position. Hereafter the exercise must be repeated in the same way from the opposite direction.

Two jumps without retrieve over a hurdle Evaluation Criteria:

Primary items are: the powerful free jumps with confidence over the hurdle and sit in front of the handler.

Secondary items are: mistakes in the start basic position and mistakes in finishing to the final basic position.

Extra evaluation:

If the dog touches the jump, up to 1 point is deducted. If the dog steps on the hurdle, up to 2 points are deducted per jump.

Knocking over the hurdle, minus 5 points and the hurdle is replaced for the second jump.



Faults include: faults in the basic position, hesitant and powerless jump, faults in the handler's commands as well as faults in finishing and handler help lead to devaluation.

Retrieve over the 1-metre hurdle IGP 2-3

The handler takes the basic position with his dog at least 4 metres in front of the hurdle. The correct dumbbell will be 650 grams (the same as used for the flat retrieve in IGP 1) over a 1-metre-high hurdle.

The handler is allowed to move one foot when throwing. After the leg is returned to basic position, a pause of approximately 3 seconds is required. The dog should sit freely and quietly next to his dog handler until released.

On the command for jumping, the dog must carry out the jump with power and athleticism, while the dog is in the air (during the jump) the command is given for retrieving. The dog must go quickly and directly to the dumbbell, pick it up immediately and return over the hurdle directly back to the handler.

The dog must carry out the entire exercise without stress, fast and show powerful smooth jumps without touching the hurdle. During the presentation and during the retrieving process, the dumbbell must be held firmly and calm until the dog handler gives the command to release the dumbbell after a 3 second pause in the front position.

The dog must present the dumbbell to the handler, or no retrieve is completed.

After outing the dumbbell and approximately 3 second pause, the dog is to be commanded to the basic position. The dumbbell is to be held in the handler's right hand with the arm down at handler's side.

IGP2 the handler must place the dumbbell back on the stand as there is no retrieve over the scaling wall. This can be done while in motion heeling with the dog past the stand or by stopping no further away from the stand than 1 metre with the dog sitting in basic position.

Retrieve over the 1-metre hurdle Evaluation Criteria

The dog is slow, stressed, leaves early, unmotivated, not purposeful on the jump out and/or jump back, faulty pick-up, dropping the dumbbell, playing with or mouthing the dumbbell, splayed leg stance by the handler, mistakes in the presentation, front and in the basic positions (for example, restless behavior) result in deductions as well as any handler help.

A partial score for the exercise is only possible if the "Retrieve" portion is completed as well as either the outward or return jump is shown.

For a jump not shown, there is a mandatory deduction of -5 points, in addition to other mistakes.

If the dog goes around the jump in both directions, but the dumbbell retrieved flawlessly: 0 points.

If the dog jumps perfectly out and back but does not retrieve the dumbbell: 0 points



German Shepherd Schutzhund Club of Canada

IGP Working Dog Trial Rulebook

Version 2.2
Effective 01Jan2025

If the dog knocks over the hurdle during the outward jump a mandatory deduction of 4 points is required. If the dog jumps back over the knocked over hurdle, with the dumbbell, the return jump is only valued at 1 point. If the dog goes around the hurdle, with the dumbbell, a mandatory deduction of 5 points is required.

The dog touches the jump a deduction up to one (1) point is deducted per jump, stepping on the hurdle or hard touch, then up to two (2) points are deducted per jump.

The exercise cannot be repeated.

Climbing the Scaling Wall (160cm at centre) with Recall IGP 1-2

The dog handler takes the basic position in front of the scaling wall at or behind the 4-metre mark. After the command to sit, the handler goes to the other side of the wall and stands at a distance of at least 4 metres from the scaling wall.

On the judge's instructions, the handler calls the dog with the commands to jump and recall (hup / heir). The dog must come with speed and powerful climbing over the wall to its handler and sit straight and close in front.

After a 3 second pause, the handler gives the command for the dog to go into the final basic position.

Climbing the Scaling Wall with Recall Evaluation Criteria

Mistakes in the basic position are hesitant, stress, slow or powerless climbing, mistakes in front position, finish to basic position and handler help lead to deductions. 0 points, "M" rating is awarded if the dog does not climb / scale the wall.

Retrieve over the scaling wall (160cm at centre) IGP 3

The handler takes the basic position with his dog at least 4 metres (marked) in front of the scaling wall. The correct dumbbell will be 650 grams (the same as used for the flat retrieve in IGP 1).

The handler is allowed to move one foot when throwing. After the leg is returned to basic position, a pause of approximately 3 seconds is required. The dog should sit freely and quietly next to the handler.

On command the dog must carry out climbing / scaling the wall, during the climbing / scaling the command is given to retrieve. The dog must go quickly and directly to the dumbbell, pick it up immediately and return over the wall directly.

The dog must carry out the entire exercise without stress, fast and show powerful smooth climbing over the wall. During the presentation and during the retrieving process, the dumbbell must be held firmly and calm until the handler gives the command to release the dumbbell after a 3 second pause in the front position.

The dog must present the dumbbell to the handler, or no retrieve is completed.



German Shepherd Schutzhund Club of Canada

IGP Working Dog Trial Rulebook

Version 2.2
Effective 01Jan2025

After outting the dumbbell and approximately 3 second pause, the dog is commanded to the basic position. The dumbbell is held in the right hand with the arm down at the handler's side. The handler must place the dumbbell back on the stand, this can be done while in motion heeling with the dog past the stand or by stopping no further away from the stand than 1 metre with the dog sitting in basic position.

Retrieve over the scaling wall Evaluation criteria

If the dog is slow, leaves early, unmotivated, stressed not purposeful on the jump out and/or jump back, faulty pick-up, dropping the dumbbell, playing with or mouthing the dumbbell, splayed leg stance by the handler, mistakes in the presentation, front and in the basic positions (for example, restless behavior) will result in deductions as well as any handler help.

A partial score for the exercise is only possible if the three parts (going out climb - return - retrieve) at least one jump and the "Retrieve" portion is completed. For all jumps not shown, there is a mandatory deduction of -5 points, in addition to any additional / other mistakes that are made during the exercise.

Send out and down

1st Part: Basic Position, Buildup, execution of the send out portion. 50% of the points

2nd Part: after instruction from the Judge, Downing, final basic position. 50% of the points.

If the dog does not go the minimum distance or cannot be stopped with 3 commands. There will be no evaluation of the exercise.

On the single command "go out" and the raise of the arm, the dog handler sends their dog out and stands still. Then the dog must go a minimum of at least 30 paces in the direction shown, straight forward, and in fast pace. At the direction of the judge, the handler gives the command for the dog to down, which the dog must down immediately.

The handler is allowed to hold the arm up in the direction of the exercise until the dog has downed. At the direction of the judge, the handler goes to the dog and stands next to it. At the instruction of the judge, the handler gives the command for the dog to sit. The dog must sit quickly and straight in the basic position.

Send out and down Evaluation Criteria

Mistakes in the buildup, slow, unsure or without purpose going forward, slow to down, restless while down and mistakes in the pickup and final basic position all lead to deductions.

Dog stops on first command but does not down, downs immediately on second command
-1.5 Points.

Dog stops on first command but does not down, downs immediately on third command
-2.5 Points.

Dog stops on first command but does not down on third command.
-3.5 Points.

Dog does not stop on first command, stops and downs immediately on Second command
-2.5 Points.

Dog doesn't stop on 1st or 2nd command, stops and down immediately on 3rd command



-3.5 Points.

Dog cannot be stopped with 3 commands or goes to the end of field or leaves the field. 0 Points

Dog downs directly on the first command, but after the judge's instructions to go pick up the dog, the dog breaks, the dog can be stopped by 50% of the distance to the handler. Rating up to -5 Points.

Additional Mistakes are also deducted. Errors in the buildup, slow, unsure going forward, delayed stopping, slow to down, restless down as well as mistakes in the pickup, basic position lead to the additional deductions.

Down under distraction

During the performance of motion obedience exercises of the other dog, the down exercise is shown under distraction. At the designated long down position, the dog is placed in the basic position and upon the judge's signal, commands the dog to down.

The handler then takes the position on the instructions of the judge according to the examination level:

- IGP 1 - the handler is 10 metres away, turned sideways to the dog.
- IGP 2 - the handler is at least 15 metres away in sight of the dog (but with the handler's back turned towards the dog).
- IGP 3- the handler is hidden in a blind at least 30 paces away and out of sight of the dog.

During the down, the dog must lie quietly and calm without the influence of the handler while the other dog is working.

At the judge's signal, the handler goes to the dog's right side and, after a three (3) second pause, or at the judge's signal, commands the dog "sitz" / "sit" into the basic position.

For the BH-VT, the leash should be removed and attached with the dog in a sit position.

Down under distraction Evaluation Criteria

Mistakes in the basic settings, restless behavior, stress, handler help, premature standing up, standing or sitting, leaving the designated area all lead to appropriate deductions.

If the dog gets up as the handler approaches to pick it up a mandatory deduction of 3 points will occur plus any additional faults.

If the dog leaves the down position by more than three metres, the following rules apply to allow a partial evaluation of - 50% plus other mistakes:

- BH-VT: Partial points are possible if the other dog has completed the second exercise.
- IGP-1: Partial points are possible if the other dog has completed the third exercise.
- IGP-2: Partial points are possible if the other dog has completed the fourth exercise.
- IGP-3: Partial points are possible if the other dog has completed the fifth exercise.

PHASE C - PROTECTION

General Information IGP 1-3

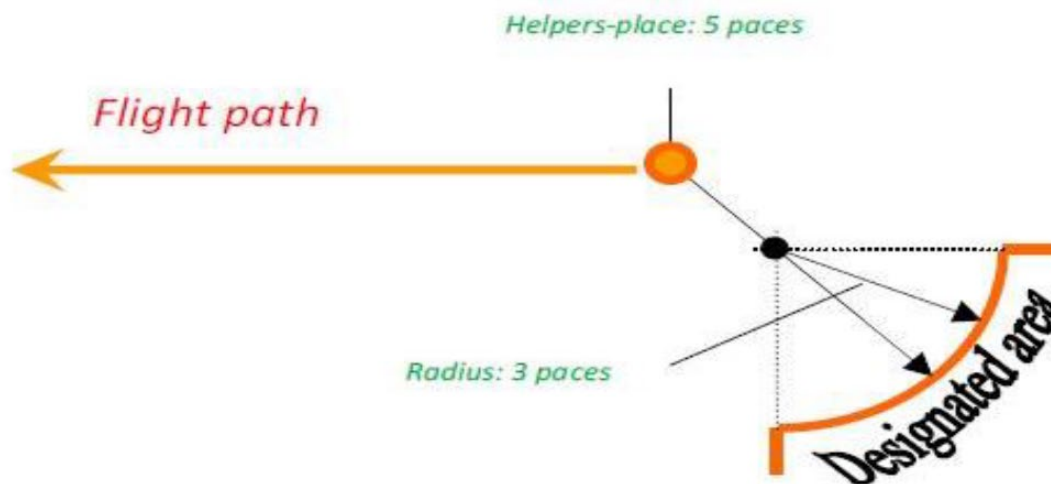
At all times during the protection phase the dog must only grip / or bite the helpers protection sleeve that is provided for this purpose. Biting any other unprotected body parts of the helper leads to immediate disqualification (DQ).

In GSSCC trials, only carrying a soft padded stick and no stick contact is allowed. During all periods of pressure, stress and threat, the dog has to show strong temperament for the protection work (TSB) countering the pressure from the helper in an unimpressed, powerful, active manner and show a full, firm, calm and consistent grip during the entire exercise (special attention should be given to a dog that is powerfully reactive (fights to inhibit / hinder the helper during the stress, threat and pressure).

Field Markings

The field must be clearly marked and visible to the handler, judge and helper for the protection work.

Markings must include – the handler’s position for the call out of the dog from the blind after the guarding for the “Hold and Bark”, the position for the dog in the “Attempted Escape of the Helper” (an “arc” that the dog must be placed behind) and the start position for the helper.



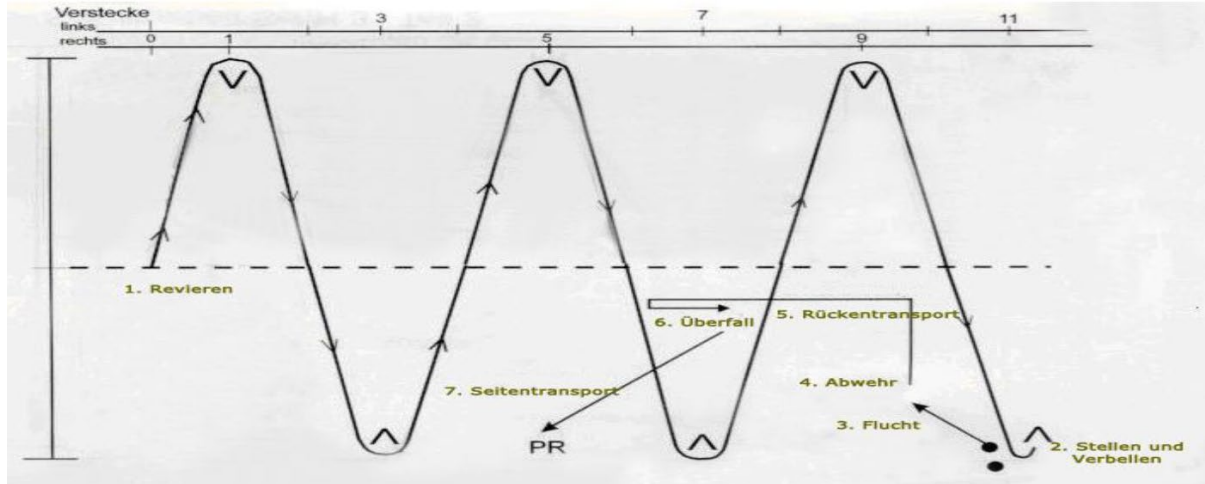
A mark that is a distance of 20 paces from the helpers start position for the escape (the dog must be gripping the helper’s protection sleeve by the 20-pace mark or the protection is “Terminated” for failure to engage the helper.

In championships the point that the helper attacks the dog in the “Back Transport” (IGP 3 only) must be marked.

For IGP 3 only, the position for the handler for the “Attack on Dog Out of Motion” (for IGP 1-2 the judge will instruct the handler how far to go and position for the exercise).

Blinds

For all trials regardless of the level (IGP 1-2-3) of entries into the trial all six (6) blinds must be setup in a staggered fashion, three (3) blinds on each side of the field.



Report in and completion of the protection phase

The report in to the judge is considered to be when the handler /dog are at the start point for the search exercise. This is done by the handler taking position at the center of the field between the blinds (start point of the “Search for the Helper”) in the basic position looking down field to the judge. The handler then raises their hand to signal the judge that they are ready for the start of the search. The judge will then acknowledge (usually with an arm raise or wave). The handler then “pivots” to face the first blind that they will search and again assume basic position (the dog should be sitting calmly facing the first blind of the search), the handler can then start the search exercise on their own.

IGP 1 report in on leash and then proceed to the center of field facing downfield, at the signal from the judge the handler will remove the leash to start the search exercise, the handler with a single command heel pivot (turn) to face the first search blind to be searched (blind # 5). In IGP 1 all secondary obedience in any exercise may be performed either on leash or off leash at the handlers’ decision. The decision to use or not use the leash must be made before the start of each individual exercise. If the handler chooses to use the leash, they may hold the collar only to attach the leash (not to restrain the dog from leaving the handler). The dog’s behavior as the leash is being attached or while using the leash is evaluated by the judge for control. **If the leash is required to maintain control or strongly influences the dog’s behavior the judge may disqualify (DQ) for out of control.**

IGP 2 and 3 report in off leash and complete the entire protection phase (all exercises) off leash.

After reporting out to the judge at the end of protection the handler / dog team on the command from the judge free heel at least five (5) paces away from the helper before attaching the leash. For IGP 1 if the final side transport was performed on leash, they will heel five (5) paces away on leash and stop. The dog should remain calm and under control after reporting out.



German Shepherd Schutzhund Club of Canada IGP Working Dog Trial Rulebook

Version 2.2
Effective 01Jan2025

Deductions related to the guarding, temperament (courage, hardness or TSB)

Deduction of One Category	Slightly inattentive guarding and/or slight bothering in the guarding phase.
Deduction of Two Categories	Very inattentive guarding and/or a lot of bothering in the guarding phase.
Deduction of Three Categories	The dog does not guard the helper but remains with the helper.
Insufficient	The dog leaves the helper to go to handler during approach.
Termination	<p>The dog does not withstand the pressure from the helper and comes off the sleeve and backs up / leaves the helper.</p> <p>The dog leaves the helper before the handler has picked up the dog (within approximately 3 metres of the dog) or the dog handler gives a command for the dog to stay with the helper or dog stops guarding/avoids the helper.</p>
Disqualification	<p>The dog grips/bites anything other than the “protection sleeve”.</p> <p>The dog does not out after 3 commands.</p> <p>The dog is out of control of the handler.</p> <p>The handler controls the dog (holds) by the collar.</p> <p>The handler shows unsportsmanlike behavior.</p>

Extra Commands to Out – Deductions

If the dog does not release after the first command, the dog handler will receive instruction from the judge for up to two (2) additional commands to out the dog before the protection is stopped and disqualification (DQ) occurs. The dog must show a clear “transition from fight to out” to be correct.

Slow to Out	1 Extra Command with Immediate Out	1 Extra Command with Slow Out	2 Extra Commands, Immediate Out upon second	2 Extra Commands, with slow Out upon	No Out after second extra command
0.5 – 3.0	3.0	3.5 – 6.0	6.0	6.5 – 9.0	Disqualification



German Shepherd Schutzhund Club of Canada

IGP Working Dog Trial Rulebook

Version 2.2
Effective 01Jan2025

Examination Levels IGP 1-2-3 (Exercises and Points Values)

Exercises	IGP-1	IGP-2	IGP-3
Search for the Helper	5	5	10
Hold and Bark	15	15	15
Prevention of Attempted Escape	20	15	10
Defense against an attack from the	30	20	15
Back transport	-	5	5
Attack on the dog out of the back	-	-	15
Attack on the dog out of motion	30	20	15
Defense against an attack from the	-	20	15
Total Score	100	100	100

Search for the Helper

The start must take place in the basic position facing downfield to the Judge, after acknowledging the judge (as described above) a new basic is taken in the direction of the first blind.

IGP-1 2 Blinds	IGP-2 4 Blinds	IGP-3 6 Blinds
<p>The dog is heeled, on leash, to the starting position on the center line even with blind 5, The handler assumes a basic position there and removes the leash. The handler raises an arm showing his willingness / ready to start the exercise. After the judge's signal the dog is sent to start the search exercise.</p> <p><u>The handler must turn /reposition toward the blind to start.</u></p>	<p>The dog is heeled, off leash, to the starting position on the center line even with blind 3, The handler assumes a basic position there. The handler raises an arm showing his willingness / ready to start the exercise. After the judge's signal the dog is sent to start the search exercise. <u>The handler must turn /reposition toward the blind to start.</u></p>	<p>The dog is heeled, off leash, to the starting position on the center line even with blind 1, The handler assumes a basic position there. The handler raises an arm showing his willingness / ready to start the exercise. After the judge's signal the dog is sent to start the search exercise. <u>The handler must turn /reposition toward the blind to start.</u></p>

With a verbal command and a hand signal with the right or left arm for direction, the dog is sent to search the blinds. The dog must run fast and directly at the blinds, it must go around them closely and attentively. After going around (into) the blind, the handler calls the dog's name and gives a voice command to "Come" toward him, then gives another verbal command and points to the next blind to continue the searching.

The handler moves in the normal pace down field on the imaginary center line, which they must not leave during the blind search, the dog must pass in front of the handler. When the dog has reached the helper's blind, no further commands or hand signals are permitted, and the handler must stop as soon as the dog enters blind 6 and remain standing until they receive an instruction from the judge to approach the dog for the call out or pickup.



German Shepherd Schutzhund Club of Canada

IGP Working Dog Trial Rulebook

Version 2.2
Effective 01Jan2025

Search for the Helper Evaluation criteria

Primary elements: Determined, concentrated and attentive search for the helper, obedience of the dog.

Secondary elements: Direct approach of the dog to the handler. Tight circling of blinds.

Faults include: If the dog is not calm in the basic position at the beginning of the exercise, if the dog is barking or vocal during the blind search, if the dog receives additional commands or hand signals, if the handler leaves the imaginary center line during search, the handler does not move at a normal pace, the dog circles the blind(s) wide, the dog is acting independently and not on the handler's commands, if blinds are not circled or not attentively circled, or the dog is difficult to control, these faults are deducted accordingly. The dog must approach the blinds and the handler directly and purposefully.

If the handler has their dog come into the basic position during the blind search (the dog stops the search and comes to basic position), the exercise is given zero (0) points. The routine may be continued if the dog can be sent again. If the dog comes back to the basic position a second time, protection must be terminated.

If the dog does not find the helper on the first command, the handler has two additional commands to try to get the dog into blind 6. If the dog does not find the helper on the 3rd command, then the protection phase is terminated.

Hold and Bark (15 points, 10 for the hold and 5 for the barking)

The handler waits at the center line of the field for instructions from the judge to come into the marked pickup spot to recall or pick up the dog.

The dog must confront the helper and immediately start the hold and bark, showing confident, active, dominant, attentive behavior and bark continuously. The duration of the barking should be approximately 20 seconds before the judge signals the handler to approach the blind and go to the marked position /spot for the handler.



German Shepherd Schutzhund Club of Canada

IGP Working Dog Trial Rulebook

Version 2.2
Effective 01Jan2025

The exercise ends as follows:

IGP-1	IGP-2	IGP-3
<p>The Judge instructs the handler when to go to the marked position 5 paces away from the helper.</p> <p>On the judge's instructions, the handler calls the dog into the basic position or, alternatively, moves up to the dog, takes it to the basic position with a command to sit, then puts the leash on and heels to the marked position and takes the basic position.</p> <p>The dog may also be kept off leash when heeling to the marked position.</p>	<p>The Judge instructs the handler when to go to the marked position 5 paces away from the helper.</p> <p>On the judge's instructions, the handler calls the dog into the basic position</p>	<p>The Judge instructs the handler when to go to the marked position 5 paces away from the helper.</p> <p>On the judge's instructions, the handler calls the dog into the basic position</p>

Hold and Bark Evaluation criteria:

Primary are: Confident holding and persistent strong barking at the helper.

Secondary are: Direct and straight coming into the final basic position.

Faults include: Bothering the helper, weakness or limitations in dominance, and lack of persistent barking and confidence while holding the helper until the command for “here/heel” is given, are evaluated accordingly. During the exercise, the dog must not be distracted by the judge or by the handler.

Further evaluations:

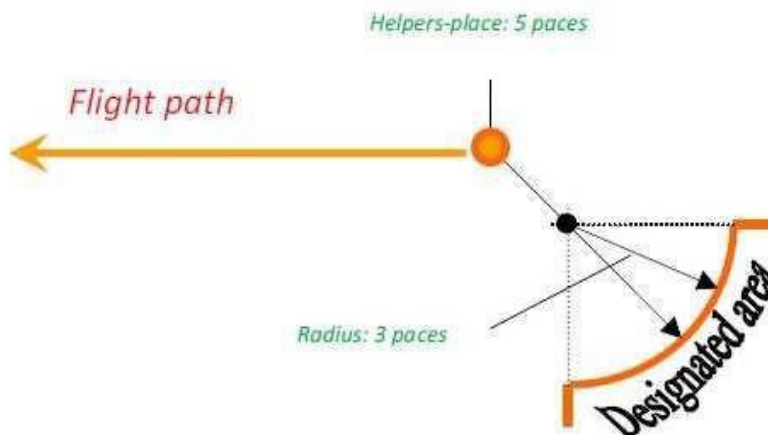
<p>Weak, inconsistent, not dominate, non-energetic unfocused barking</p> <p>Dog does not bark, but actively guards the helper</p>	<p>Satisfactory to Insufficient</p> <p>Insufficient</p>
<p>Bothering the Helper by pushing, Bumping, etc.</p> <p>The dog bites the sleeve and only releases after approach and a command</p>	<p>Rated accordingly as low as Insufficient</p> <p>Insufficient – 14 Points</p>
<p>If the dog leaves the helper before the dog handler leaves the center line after the judge's instructions.</p>	<p>The dog can be sent in again one time. If the dog remains with the helper, phase C can be continued. -14</p>
<p>If the dog does not go back into the blind</p>	<p>Terminated</p>

If the dog leaves the helper during the handler's approach, if the dog stops guarding / avoids or if the dog comes out from the helper before the command	Rated as Insufficient
If the dog is biting the sleeve in the blind and does not release on his own, the dog handler is instructed to go to the callout position. The handler is allowed 1 attempt to call the dog with the command to "out – here – heel" which must be said in a one - word manner.	If the dog comes out to basic position- Insufficient -14 If the dog does not release or come to the basic position after one command of out-here-heel (in a one word manner). Disqualification.

Prevention of the attempted escape of the helper

On the judge's instructions, the handler asks the helper to step out of the blind (the dog must be in basic position). The helper goes at a normal pace to the starting point for the escape.

The handler then heels the dog to the marked position (arc line) for the dog to down for the prevention of the escape. The dog should be behind the line. If the dog is on or slightly over the line (up to the elbows) the exercise is slightly faulty but will continue, if the dog is too far behind the line or too far over the line the judge may instruct the handler to reposition the dog correctly and a point deduction will occur.



The dog will be heeled off leash for IGP 2-3, and either heeled on leash or off leash for IGP 1, to the designated starting position for escape and must take a basic position there.

In doing so, the dog must be under control, attentive and concentrated, as well as in the correct position at the knee of the handler. At the command the dog must lie down directly and



quickly and must be calm, sure and attentive to the helper in the position. The distance between helper and dog is 5 paces.

The handler goes back to the blind and remains there with visual contact to the dog and judge. The judge signals the helper to escape.

Attempted Escape by the helper

After the judge's instructions, the helper attempts to escape. At the same time the handler gives a command (no attack or bite command) for the dog to prevent the escape. The dog must, without hesitation try to prevent the attempted escape with high determination, attempting to slow or control the helper with an explosive and powerful attack.

From the lockup of the helper to the out, the transitional phase is about 1 second. After a transitional phase, the dog must out (let go). The handler may give a command to out within an appropriate time (1-3 seconds).

The following guarding phase before the Defense is approximately 5 seconds.

Attempted Escape by the helper Evaluation Criteria

If the dog is placed on the line, not past the elbows the exercise continues with a 1 point deduction, if the dog is on the line past the elbows the handler must reposition the dog behind the line with a 1 category deduction.

If the dog runs prior to the escape of the helper, the dog is disqualified if they grip the sleeve. If the dog does not grip, the handler has the possibility at the discretion of the judge to approach the marked position for the down and call the dog with the one command of here - heel and place the dog down again. The handler goes to the blind again. The exercise is 0 points- M). If the dog breaks again and goes to the helper they are disqualified. If the dog does not come with the one command they are disqualified - No control.

Primary are: Consistent prevention of escape, full firm grip, direct out and a self -assured dominant guarding.

Secondary are: Free heeling to and assuming the down position.

Faults include: not correct heeling, no resolute prevention of the escape, bad grip, failure in the guarding phase, bothering the helper.

If no command to go (release) is given, the exercise is rated one category lower.

If the dog remains in the escape setup position (does not move), or if the helper is not caught (engaged) within 20 paces, protection is terminated (the field should be marked with 20 paces mark to clearly indicate the distance).

Defense of an attack from the guarding

After a guarding phase of about five (5) seconds, and/or a signal from the judge, the helper makes an attack on the dog. The dog must defend itself through energetic and powerful gripping without any influence from the handler. The dog may only grip the protective sleeve of the helper. As soon as the dog grips the sleeve, the helper drives the dog and gives two (2) loud, audible, verbal threats as they apply stick pressure towards the dog but NOT touch the



German Shepherd Schutzhund Club of Canada

IGP Working Dog Trial Rulebook

Version 2.2
Effective 01Jan2025

dog at all with the stick. First verbal is given 3-5 steps into the drive and the second verbal is given 3-5 steps after that. Words used: same as words used for the attack out of motion.

No commands such as: no, go, out are to be used.

The attack and drive on the dog must be in a direction away from the handler. Upon a signal from the judge the helper stops resisting (drive) and stands still.

At the order of the judge, the helper stops the drive and pressure. After the helper has locked up, the transition phase must be displayed for approximately 1 sec after the helper has stopped. After the transition phase, the dog must release (out). The handler can give a command for the out in an appropriate time (1-3 seconds) on their own, additional commands to out will be directed by the judge.

During and after the release (out) the helper must stand still. After out the dog must guard the helper with powerful, attentive, showing confidence with high dominance.

Back transport IGP 2

Commands allowed are "heel or transport"

The exercise begins with the end of the exercise "Defense against an attack from the guarding phase". The transport is carried out over a distance of at least 30 paces. A corner is not mandatory. The judge determines the course of the transport.

The handler asks the helper to step back, helper will step back a total of 8 paces, turn around and stop. The helper may first step back 3 paces, turn around, then walk 5 more paces and stop or step back 8 paces and turn around.

On the command to move out, the handler follows the helper with their dog, which is intensive and attentive to the helper, at a distance of about 8 paces. This distance must be maintained during the entire back transport. The helper stops and stands still on the order of the judge. The handler goes to the helper without stopping with the dog who is attentive to the helper, stands beside the helper and takes the padded stick. The dog must sit in the basic position. Then, a side transport to the judge is shown over a distance of about 20 paces. A command for the transport is allowed. The dog must go between the helper and the handler. The dog must be attentive to the helper. However, the dog is not allowed to press, bump or grip the helper. At the end of the transport, the handler takes a basic position with the dog in front of the judge, hands over the padded stick to the judge and announces the first part of protection is complete.

Back transport IGP 3

Commands allowed are "heel or transport"

The exercise begins with the end of the exercise "Defense against an attack from the guarding phase". The transport is carried out over a distance of 30 paces. A corner is not mandatory. The judge determines the course of the transport.

The handler asks the helper to step back, helpers will step back a total of 8 paces, turn around and stop. On the command to move out, the handler follows the helper with their dog, which



is intensive and attentive to the helper, at a distance of about 8 paces. This distance must be maintained during the entire back transport until the judge signals the helper to attack on the dog out of the transport.

Back transport Evaluation Criteria

If the dog shows pressure or stressed behavior, if the dog is not attentive to the helper, if dog is not in correct position with the handler or incorrect distance (paces) from helper then the exercise will be deducted accordingly.

If the dog bites the protective arm while the helper is stepping back, the handler may bring the dog into the basic position with the verbal commands "Out" and "Here-Heel". If the dog obeys, the entire exercise is to be evaluated with "insufficient" and minus 3 points. The exercise back transport may be continued. If the dog does not obey the handler, it will be disqualified for disobedience.

Once the back transport starts, if the dog breaks and makes, contact with the helper – Disqualified. If the dog breaks and no contact is made with the helper and can be called back into position with 1 command to the transport position the transport continues - 0 points for transport. If the dog does not come back after the 1 command - Disqualified.

If the dog is extremely forging, 2 additional commands are allowed and if unsuccessful - Disqualified.

For SIDE TRANSPORT to the judge - If the dog leaves the position between the helper and handler the transport must stop, and the handler has 2 commands to get the dog back to position between the handler and helper so the transport may continue. The deduction for the first additional command is -1.5 points and for the second -2.5 points. If the dog does not obey, the protection work must be terminated and the dog is to be disqualified.

If the dog bites the sleeve during the side transport to the judge, the handler has a one-time only chance to get the dog back under control and in the correct position with the command “out / “ here heel” and the entire exercise is to be awarded with “insufficient “and the protection can be continued. If the dog does not obey, the protection must be terminated and the dog is to be disqualified.

Attack on the dog from back transport IGP 3 only

Commands: There is no command allowed to attack.

During the back transport and without stopping at the direction of the judge, the helper attacks the dog without the intervention of the handler (no command) and without hesitation; the dog must engage the helper with a confident, powerful attack with a full firm and calm grip. After the grip the dog is to be pressured by being driven and threatened by the helper.

Particular attention must be paid to the dog’s self-assurance, power, and a full, calm grip. At the order of the judge, the helper stops the drive and pressure. After the helper has locked up, the transition phase must be displayed for approximately 1 sec after the helper has stopped.



German Shepherd Schutzhund Club of Canada

IGP Working Dog Trial Rulebook

Version 2.2
Effective 01Jan2025

After the transition phase the dog must release. The handler can give a command for outing in an appropriate time independently.

During and after the release the helper has to stand still. After the dog releases the dog must guard the helper powerfully, attentively, confidently and with high dominance. On the judge's instructions the handler goes to the helper with the dog who is attentive to the helper, stands beside the helper and takes the padded stick.

The dog must sit in the basic position (a single sit command is allowed without deduction but the handler must be next to the dog in basic position when the sit command is given, if the dog moves back to the handler at the sit it is faulty).

Thereafter, a side transport to the judge is shown over a distance of about 20 paces. A command for the transport is allowed. The dog must go between the helper and the handler. The dog must be attentive to the helper however, the dog is not allowed to press, bump or grip the helper.

If the dog leaves the position between the helper and handler the transport must stop and the handler has 2 commands to get the dog back to position between the handler and helper so the transport may continue. The deduction for the first additional command is -1.5 points and for the second -2.5 points. If the dog does not obey, the protection must be terminated and the dog must be disqualified.

If the dog bites the sleeve during the side transport to the judge, the handler has one chance to get the dog back under control and in the correct position with the command "out" / "here heel" and the entire exercise is "insufficient" and the protection can continue. If the dog does not obey, the protection must be terminated and the dog is to be disqualified.

At the end of the transport, the handler takes a basic position with his dog in front of the judge, hands over the padded stick to the judge and announces that the first part of protection is completed.

Attack on the dog from back transport Evaluation Criteria

Primary are: Confident reaction to the helper's attack. Full, firm and calm grip. Self-confidence and resistance in the pressure phase. Direct, in one move, releasing. Powerful and confident guarding.

Secondary are: Whether the dog is guarding in the center or slightly more to the left or right of the helper. The position of the dog during the side transport and assuming the final basic position.

Faults include: The dog does not react with a firm, fast, energetic and powerful engagement and/or effective prevention of the attack. Not quiet, calm and/or full on the grip until the release, not attentive, not dominant or bumping during guarding of the helper will deduct the exercise accordingly.

If the dog leaves the helper before the judge has given the command to approach, the



protection is terminated. If the dog leaves the helper after the judge has given the order to approach, the exercise is scored as “insufficient”.

Extra evaluation: If the dog cannot hold the grip but is immediately regripping, the exercise must be evaluated with minus 5 points.

Attack on the dog out of motion

Commands: (a send command is allowed but may not be a command to grip or bite) out, sit, heel or transport

The helper yells and threatens the dog in all levels. The first yells are given when the helper starts to attack from mid field (IGP1-2) or when the helper turns up field to run towards the dog (IGP3). The final yell and threat is when the dog is preparing to engage the helper.

IGP 1

The helper will stop where the previous exercise has ended (if the judge determines it an unsafe position on the field he/she may move the helper more to the midline of the field to before the dog is sent to attack).

After the "Defense against an attack from the guarding phase", on the judge's instructions the handler approaches the dog directly in a normal walk, the handler stands next to the dog and returns the dog to the basic position with a command of Sit (handler must be next to the dog in basic position when sit command is given, if the dog moves back to the handler on command sit, it is faulty).

The padded stick is not taken from the helper. The handler can put the leash on the dog and the handler commands the helper to step back and move away, the helper steps back 8 paces, turns around and walks away to a total of 20 paces.

The helper turns round, faces the handler and dog. The handler removes the leash if it was on, and the dog can be held by the collar. The dog is sitting calmly and attentive to the helper and must not be stimulated by the dog handler. At the order of the judge, the helper attacks the dog frontally with yelling and making strong threatening motions. On the judge's instructions, the handler immediately releases their dog with the command to go.

The dog must without hesitation engage the helper with high dominance and determination. After the grip the dog is to be pressured by driving and threats with the padded stick by the helper. Particular attention must be paid to the dog's self-assurance, power, and a full, calm grip. The handler is not allowed to leave their place.

At the order of the judge, the helper stops the drive and pressure and places the back of the dog towards the handler. After the helper has locked up, the transition phase must be displayed for approximately 1 sec after the helper has stopped. After the transition phase the dog must release. The handler can give a command to out in an appropriate time (1–3 seconds) independently but additional commands to out will be directed by the judge.



German Shepherd Schutzhund Club of Canada

IGP Working Dog Trial Rulebook

Version 2.2
Effective 01Jan2025

During and after the release the helper must stand still. After outing the dog must guard the helper with powerful, attentive, confidence with high dominance. On the judge's instructions, the handler goes to their dog, returns the dog into the basic position with command to sit (handler must be next to the dog in basic position when the sit command is given, if the dog moves back to the handler at the sit, it is faulty) and may put the leash on the dog.

The padded stick is removed from the helper. The handler may disarm the helper any way they want as long as the dog and handler remain together during the disarm. Then a new basic position is taken next to the helper and a side transport, either with the dog on leash or off leash, to the judge over a distance of about 20 paces. A command for heeling or transport is allowed. The dog has to remain between helper and the handler. The dog must be attentive to the helper during the side transport however the dog is not allowed to press, jump or grip the helper.

If the dog grips the sleeve one out command is allowed with point loss. If the dog leaves the position between the helper and handler, the transport must stop and the handler has two (2) commands to get the dog back to position between the handler and helper so the transport may continue. The deduction for the first additional command is -1.5 points and for the second -2.5 points. If the dog does not obey, the protection work must be terminated and the dog is to be disqualified.

At the end of the transport, the handler takes a basic position in front of the judge, hands the padded stick to the judge and reports that protection is complete. The handler goes with the dog on leash, at the direction of the judge, under control to the position for the critique.

IGP 2

The helper will stop where the previous exercise has ended (if the judge determines it an unsafe position on the field he/she may move the helper more to the midline of the field before the dog is sent to attack.

After the side transport at the end of the exercise "Back Transport ", the dog handler takes their free heeling dog, off leash, about 40 paces away from the helper. The dog must be in the correct position on the knee of the dog handler. After reaching the position for the setup, the handler stops and turns around. The dog is brought into the basic position with the command to sit. The dog, sitting calmly and attentively to the helper, can be held by the collar. He must not be stimulated by the dog handler.

At the order of the judge, the helper attacks the dog frontally with yelling and making strong threatening motions. On the judge's instructions, the handler immediately releases their dog with a command (no attack or bite command allowed). The dog must without hesitation engage the helper with high dominance and determination. After the grip the dog is to be pressured by driving and threats with the padded stick by the helper. Particular attention must be paid to the dog's self-assurance, power, and a full, calm grip. The handler is not allowed to leave his place.

At the order of the judge, the helper stops the drive and pressure and places the back of the dog towards the handler. After the helper has locked up, the transition phase must be



displayed for approximately 1 sec after the helper has stopped. After the transition phase the dog must release. The handler can give a command for outing in an appropriate time (1-3 seconds) independently however additional commands to out will be directed by the judge.

During and after the release the helper must stand still. After outing, the dog must guard the helper with powerful, attentive, confidence with high dominance for approximately 5 seconds.

IGP 3

The handler, after the side transport at the end of the exercise "Attack on the dog from the back transport", takes their free heeling dog to the marked place on the center line even with the first Blind. The heeling must show attention to the handler, stress free and intensity from the dog. The dog is straight, right at the knee of the handler.

After reaching the position for Long Attack the handler stops and turns around. With the command sit, the dog is brought into the basic position. The straight, quiet and attentive to the helper sitting dog can be held by the collar but may not be stimulated by the handler.

At the order of the judge the helper with a padded stick comes out of a blind and runs to the center line. After reaching the center line the helper turns up field and runs towards the handler and attacks, without interrupting his running pace, while yelling and making strong threatening motions. As soon as the helper is about 50 paces from the handler, on the judge's instructions, the handler immediately releases their dog with a command (no attack or bite command allowed). The dog must without hesitation engage the helper with high dominance and determination.

After the grip the dog is to be pressured by driving and threats with the padded stick by the helper. Particular attention must be paid to the dog's self-assurance, power, and a full, calm grip. The handler is not allowed to leave his place. At the order of the judge, the helper stops the drive and pressure and places the back of the dog towards the handler. After the helper has locked up, the transition phase must be displayed for approximately 1 sec after the helper has stopped. After the transition phase the dog must release. The handler can give a command for outing in an appropriate time independently (1-3 seconds) however additional out commands will be directed by the judge. During and after the release the helper must stand still. After outing, the dog must guard the helper with powerful, attentive, confidence with high dominance for approximately 5 seconds.

Attack on the dog out of motion Evaluation criteria

Primary are: Confident reaction to the helper's attack. Full, firm and calm grip. Self-confidence and resistance in the pressure phase. Direct, in one move, releasing. Powerful and confident guarding.

Secondary are: Whether the dog is guarding in the center or slightly more to the left or right of the helper. The position of the dog during the side transport and assuming the final basic position.

Faults include: The dog does not react with a firm, fast, energetic and powerful engagement and/or effective prevention of the attack. Not quiet, calm and/or full on the grip until the



German Shepherd Schutzhund Club of Canada

IGP Working Dog Trial Rulebook

Version 2.2
Effective 01Jan2025

release, not attentive, not dominant or bumping during guarding of the helper will deduct the exercise accordingly.

If the dog leaves the helper before the judge has given the command to approach, the protection is terminated. If the dog leaves the helper after the judge has given the order to approach, the exercise is scored as “insufficient”.

Extra evaluation: If the dog cannot hold the grip but is immediately regripping, the exercise must be extra devaluated with minus 5 points.

Defense of an Attack from the Guarding Phase IGP 2-3

Commands: Out, Sit and Transport / heel

After the exercise "defense against an attack out of motion", the helper on the judge's instruction undertakes an attack on the dog. The dog must defend itself without the influence of the handler by explosive and powerful strike. The dog is to be pressured in the drive with stick threats by the helper. Particular attention must be paid to the dog's self-assurance, power, and a full, calm grip. Stick threats but no stick contact is done at all levels.

For IGP 3 as soon as the dog grips the sleeve, the helper drives the dog and gives two (2) loud, audible, verbal threats as they apply stick pressure towards the dog but NOT touch the dog at all with the stick. First verbal is given 3-5 steps into the drive and the second verbal is given 3-5 steps after that. Words used: same as words used for the attack out of motion. No commands such as: no, go, out are to be used.

For IGP 2 NO verbal threats are to be given.

At the order of the judge, the helper stops the drive and pressure. After the helper has locked up, the transition phase must be displayed for approximately 1 second after the helper has stopped. After the transition phase, the dog must release. The handler can give a command for outing in an appropriate time (1-3 seconds) independently however additional out commands will be directed by the judge. During and after the release the helper must stand still. After outing the dog must guard the helper with powerful, attentive, confidence with high dominance.

On the judge's instructions, the handler goes to their dog, returns the dog into the basic position with the command to sit (handler must be next to the dog in basic position when the sit command is given, if the dog moves back to the handler at the sit it is faulty). The padded stick is removed from the helper. The handler may disarm the helper any way they want as long as the dog and handler remain together during the disarm.

With the dog off leash, a side transport to the judge over a distance of about 20 paces. A command for heeling or transport is allowed. The dog must stay between helper and the handler. The dog must be attentive to the helper during transport however the dog is not allowed to press, jump or grip the helper.



German Shepherd Schutzhund Club of Canada

IGP Working Dog Trial Rulebook

Version 2.2
Effective 01Jan2025

If the dog leaves the position between the helper and handler, the transport must stop and the handler has 2 commands to get the dog back to position between the handler and helper so the transport may continue. The deduction for the first additional command is -1.5 points and for the second -2.5 points. If the dog does not obey, the protection work must be terminated and the dog is to be disqualified.

If the dog bites the sleeve during the side transport to the judge, the handler has a one-time only chance to get the dog back under control and in the correct position with the command “out / here heel” and the entire exercise is to be awarded with “insufficient” and the protection can be continued. If the dog does not obey, the protection must be terminated and the dog is to be disqualified.

After reporting out, the handler must free heel 5 paces away from the judge before taking a basic position and putting the leash on. The handler goes with his dog on leash, at the direction of the judge, under control to the position for the critique.

Defense of an Attack from the Guarding Phase Evaluation criteria

Primary are: Confident reaction to the helper's attack. Full, firm and calm grip. Self-confident resistance in the pressure phase. Direct releasing. Dominant and confident guarding.

Secondary are: Taking the basic position. The free heeling to the starting point for attack out of motion.

Faults include: The position at the helper at the guarding phase. The position of the dog during the side transport and assuming the final basic position. If the dog is not reacting with firm, fast, energetic and powerful engagement and/or effective prevention of the attack. Not quiet, calm and/or full on the grip until the release, bumping, not attentive, dominant during guarding of the helper, this must be deducted accordingly.

If the dog leaves the helper before the judge has given the handler the command to approach, protection is terminated (0 points for phase C). If the dog leaves the helper after the judge has given the order to approach, the exercise is scored as “insufficient”.

Extra evaluation: If the dog cannot hold the grip but is immediately regripping, the exercise must be evaluated with minus 5 points, plus any other faults.



SPORT TITLES

Tracking 1 – 3

(FPr 1 – 3)

The tracking examinations in levels 1 to 3 consist only of the "A" Phase of the corresponding examination Levels of IGP 1 to 3. They can be counted to make the minimum number of 4 entries (at least 1 must be a IGP or FH) to make an official trial

A training title in the sense of the show requirements, the breeding regulations and the "Breed Survey" will not be awarded.

Maximum	Excellent	Very Good	Good	Satisfactor	Insufficient
100	100 – 96	95 – 90	89 – 80	79 – 70	69 - 0

The tracking examinations (FPr/TR) do not need to be performed or earned in sequence (order) of 1-2-3

Obedience 1 – 3

(UPr 1 – 3)

The Obedience examinations in levels 1 to 3 consist only of the "B" Phase of the corresponding examination Levels of IGP-1 to 3. They can be counted to make the minimum number of 4 entries (at least 1 must be a IGP or FH) to make an official trial.

A training title in the sense of the show requirements, the breeding regulations and the "Breed Survey" will not be awarded.

Maximum Points	Excellent	Very Good	Good	Satisfactor	Insufficient
100	100 – 96	95 – 90	89 – 80	79 – 70	69 - 0

The Obedience examinations (UPr/OB) do not need to be performed or earned in sequence (order) of 1-2-3.

GPr 1-2-3

Working Dog Test (same as IGP but without Tracking Phase)

Maximum Points 200

The GPr 1 - 3 examinations only consist of Phases B and C of the corresponding examination Levels of IGP 1 - 3. Track work is not shown during these examinations. They can be counted to make the minimum number of 4 entries (at least 1 must be a IGP or FH) to make an official trial. Titles do not need to be performed or earned in sequence

A training title in the sense of the show requirements, the breeding regulations and the "Breed Survey" will not be awarded.

Maximum Points	Excellent	Very Good	Good	Satisfactor	Insufficient
200	200 – 192	191 – 180	179 – 160	159 – 140	139 - 0



German Shepherd Schutzhund Club of Canada IGP Working Dog Trial Rulebook

Version 2.2
Effective 01Jan2025

Article Indication Trial 1 – 3 (STP 1 – 3)

Levels for the Article Indication Test

The requirements are set to different levels STp 1-2-3

The STP may be done in any order it does not need to be done 1-2-3

Level	Indication	Article	Point	Execution
1	20 x 30 m	2 Handler Articles Size: 10 x 3 x 1 cm	10 / 10	10 minutes
2	20 x 40 m	4 Stranger Articles Size: 10 x 3 x 1 cm	5 / 5 / 5/ 5	12 minutes
3	30 x 50 m	5 Stranger Articles Size: 5 x 3 x 1 cm Material: Different may be placed at judge's discretion	4 / 4 / 4 / 4 / 4	15 minutes

General Requirements

In order to take this examination, the dog must be a minimum of 15 months old and has passed a BH-VT.

The handler reports in with a sportsmanlike manner and advises the judge which level of test they are undertaking. Thereafter, the handler goes with the dog on leash to the designated start position and assumes the basic position.

The dog is taken off leash for the indication work. The handler must keep the leash with them. Any force or punishment is to be avoided.

Slightly going out of the boundaries is not faulty. Spectators are to be a reasonable distance away from the indication field.

Type of area for the Indication Work

Terrain: all-natural ground (grass, plowed field, wooded area). Tree stumps are also permitted. (Avoid any opportunity for visual indication, so avoid short grass or other similar areas.) Prior to laying out the articles, the indication area should be crossed by people several times, so that no one track is indicated.

Markings (flags) may be placed to indicate the working indication area (search area).



Articles

Material:

Wood, leather, artificial leather, textile

Placed articles may not differentiate themselves in colour to the terrain and should not be visible. Handler and dog must remain out of sight while the articles are placed. There is no waiting time to begin. The dog may begin to search immediately after the articles are placed.

Deploying the dog to locate

The imaginary center line and the bordering sides of the indication area will be made known to the handler by the judge.

At the beginning a short preparation of the dog to start working at the imaginary center line of the indication area is permitted.

The handler moves within the imaginary center line. The handler may only leave this to retrieve the article. Thereafter the dog is restarted from the center line to locate the remaining article(s). Both verbal and visual commands are permitted. The command “lost” may be supported with the “search” command.

Locating the article(s) with a “high Nose” is not faulty. The indication area may be repeatedly searched.

Behavior at the articles

Articles must be convincingly indicated and may not be touched by the dog. The articles may be indicated by sitting, standing or lying down or in varying styles. A command to indicate is not permitted and leads to the article being evaluated as “not found”.

No commands are permitted to get the dog to indicate the articles. If the dog has indicated an article, the handler goes to their dog and shows the judge the article by raising it up and then the handler returns to the center line and restarts the dog and allows it to continue the article indication work until it indicates the next article.

The lying down position for the articles is not stipulated. The located article must however be in the immediate area of the dog’s front paws.

The handler always approaches the dog from the side and may not stand in front of the dog. Praising the dog after the article is shown is permitted.

After the dog has located the last article, the dog is placed on leash. Thereafter, the handler shows the article and reports out to the judge.

Rating

The maximum number of points for StPr 1 – 3 is 100 points. A minimum of 70 points must be achieved.



German Shepherd Schutzhund Club of Canada

IGP Working Dog Trial Rulebook

Version 2.2
Effective 01Jan2025

The evaluation criteria for all 3 levels

- a) The dog's tenacity is 20 points
(Following the instructions/ hand signals of the handler)
- b) The dog's intensity of work is 20 points
(determination and work ethic)
- c) Stamina 10 points
(Never stopping the detection drive until the article is found)
- d) Behavior of the dog handler 9 points
(Affecting the dog)
- e) Finding the articles 41 points
(Convincing, confident, steady indication)

Maximum Points	Excellent	Very Good	Good	Satisfactory	Insufficient
100	100 – 96	95 – 90	89 – 80	79 – 70	69 - 0

General Rules

The exercise starts with the basic position at the edge of the search field and ends with the dog/handler team checking out to the judge. The articles found by the dog are to be shown.

Positive Work

Consistent, quiet and fluent working, quick release from the dog handler, immediate response to verbal commands, persistent and purposeful working of the dog, wide side impacts of the dog.

Faulty Work

Picking up an article by the dog.

Objects which are displayed with strong handler help are considered not found.

Touching the article 1 - 3 points deduction.

Premature breaking indication position, 1 – 3 points deduction.

Handler leaves the imaginary center line 2 - 5 points deduction.

Mice catching, urinating or defecating, etc. 4 - 8 points deduction.

Wandering, work lacks intensity, focus or determination 4 - 8 points deduction.

The work must be terminated after exceeding the predetermined running time. The points reached to that time are evaluated.

Other negative evaluation criteria are:

Restless behavior when searching, barking, handler help, extensive overshooting of the search area boundaries by the dog.



German Shepherd Schutzhund Club of Canada
IGP Working Dog Trial Rulebook

Version 2.2
Effective 01Jan2025

	StPr 1 Field Size 20 x 30 m
	StPr 2 Field Size 20 x 40 m
	StPr 3 Field Size 30 x 50 m



ENDURANCE TEST (AD)

General Information

The endurance test is intended to provide proof that the dog is capable of physical effort without subsequently showing considerable fatigue. The dog's structure and physical condition must be able to hold up throughout the requirements of the entire examination. The examination places increased demands on the body and internal organs, especially the heart and lungs. The endurance test examines other properties, such as temperament and hardiness. The effortless management of the performance must be seen as proof of the physical health and the presence of the required drives.

Before the test starts, the identity of the dog must be verified.

In GSSCC events there is no minimum number of dogs entered to conduct an AD. The request to hold an AD must be part of the GSSCC trial authorization. The result must be entered into the scorebook.

When applying for an event authorization, the organizer accepts the responsibility to carry out the endurance test only in the early morning or late afternoon hours. The outside temperature should not exceed 22 degrees Celsius (72 F).

Participation in an endurance test is voluntary. In the course of an endurance test, if the handler or the dog should become injured, neither the organizer nor the judge can be held liable.

Entry requirements

The minimum required age is 16 months. A maximum of 20 dogs are allowed per day with one judge. If there are more than 20 dogs, then a second judge must be used. For safety reasons, each handler is allowed to show only one dog. The dogs must be fully and well trained. Ill, weak, overheated, pregnant or nursing bitches must not be allowed to start.

At the beginning of the examination, the handler checks in with the judge. The judge must be sure the dog is in good shape. Dogs that appear to be tired or unhappy are to be excluded from participation. If a dog shows excessive fatigue symptoms or other impairments during the test, the dog must terminate in the examination. All decisions by the judge are not contestable.

Ratings

Points and ratings are not awarded, only "Passed" or "Not passed".

Terrain

The examination will be held on roads and paths of various possible surfaces. For example: asphalt or unpaved streets, grass or dirt paths.

Performance of endurance test

The examination is a distance of 20 kilometres (12.4 Miles) in length at a rate of 12 to 15 kilometres per hour (7.5 to 9.3 MPH).



German Shepherd Schutzhund Club of Canada

IGP Working Dog Trial Rulebook

Version 2.2
Effective 01Jan2025

Running Exercise

The handler takes his dog to the starting position for the examination. The dog must run (according to the traffic regulations) on the right side of the handler in a normal trot beside the bike (motorized /electric bikes allowed).

Avoid having the dog run too fast. The leash must be kept longer so that the dog has the possibility to adapt to any tempo. Connection devices ("Springer") are allowed. Slight pulling on the leash is not faulty, but the dog should not be constantly dragging and choking himself. After the first 8 km (5 miles), a break of 15 minutes is required. During this time the judge must watch the dog for any signs of fatigue. Fatigued dogs will be terminated from the examination.

After the break, 7 km (4.5 miles) more are to be covered, then a break of 20 minutes. During this break, the dog is given the opportunity to move freely and without constraint. Shortly before the return to the final running portion the judge must check the dogs for fatigue or injury to their paws. Fatigued dogs or dogs whose paws are injured must be terminated.

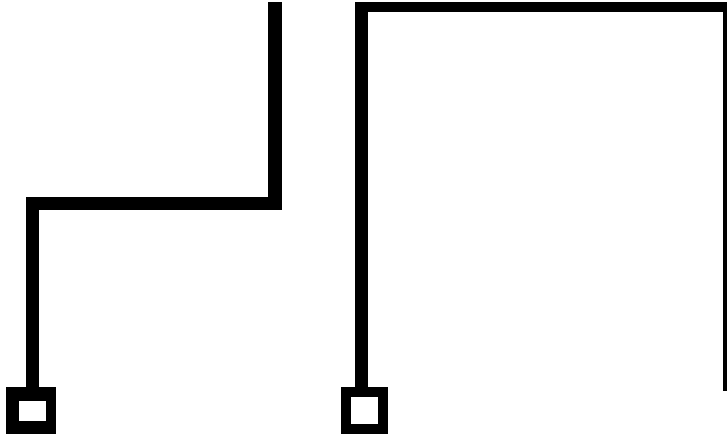
After completion of the final running portion, a 15-minute break must be taken. During the break, the dog must be given the opportunity to move freely and without constraint. The judge must determine whether the dog shows signs of fatigue or injury to the paws. Judges should accompany the dogs on the bike, if possible, if not they should follow in a car. The results must be entered into the scorebook. It is necessary for the handler/dogs to be accompanied by a motor vehicle so that dogs that cannot continue can be loaded into the motor vehicle and transported back to the start.

Dogs that show exceptional signs of fatigue or are unable to withstand the minimum speed of 12 km/h cannot pass the examination.

APPENDIX

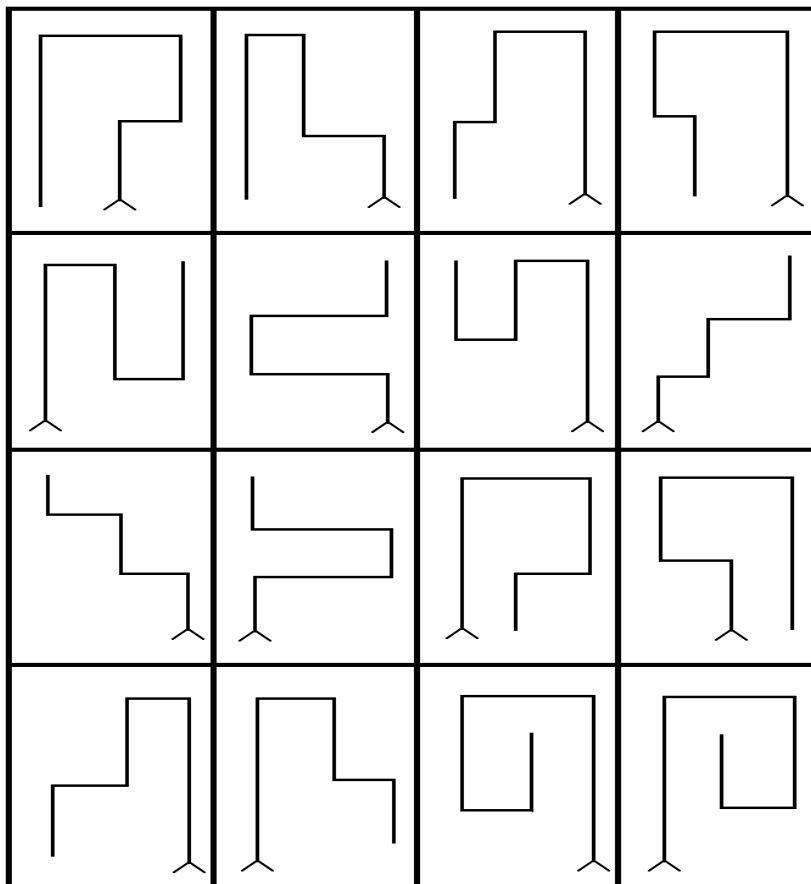
Track shapes IGP-1 and IGP-2

The tracking sketches are examples and can also be placed in mirror image.

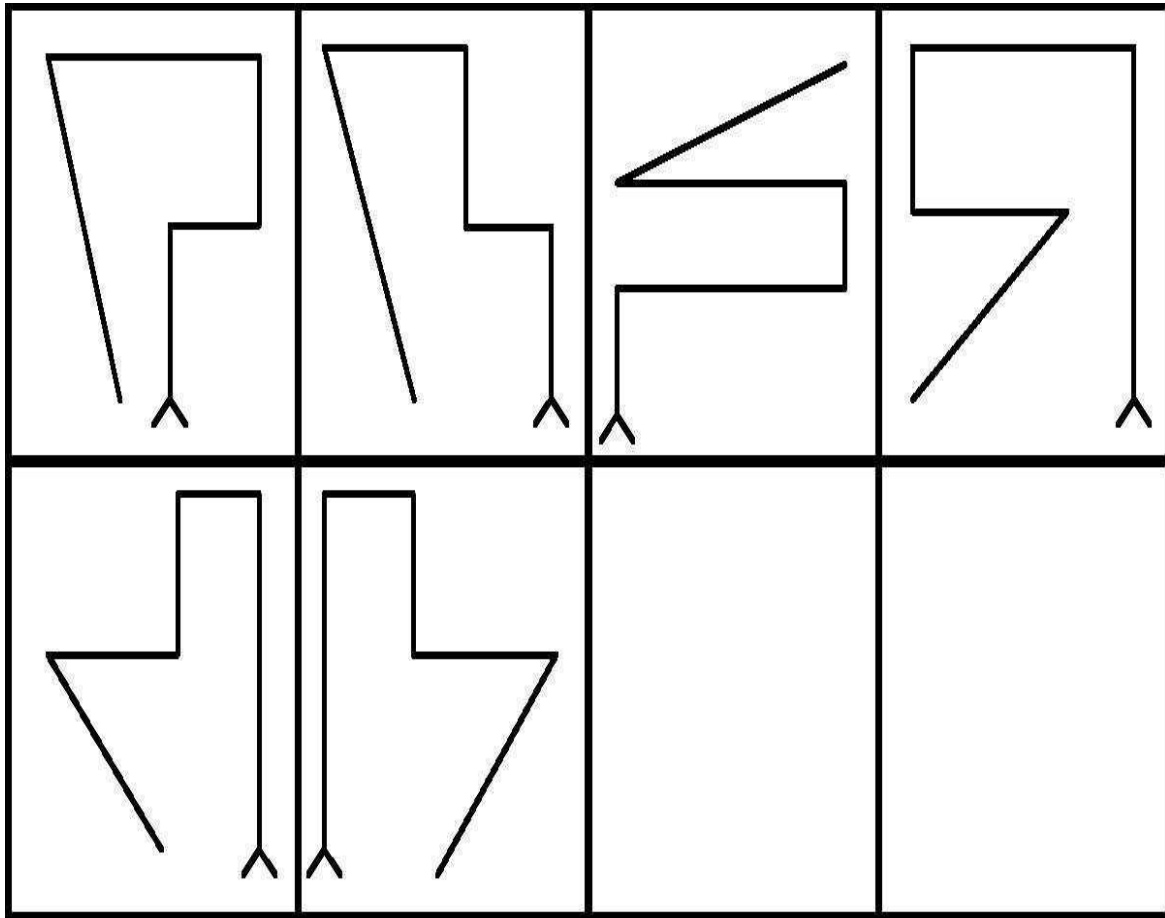


Track shapes IGP- 3

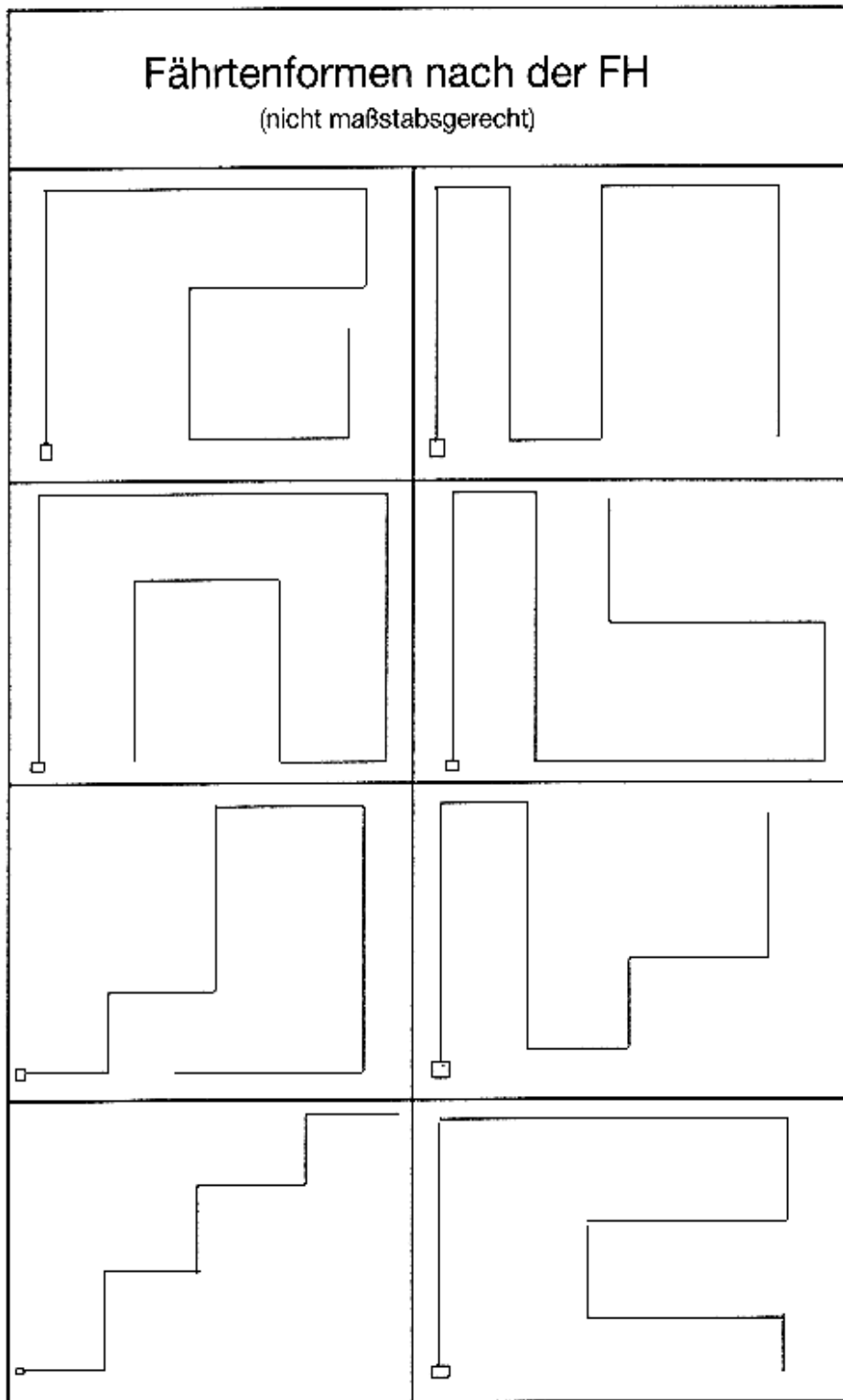
The tracking sketches are examples and can also be placed in mirror image.



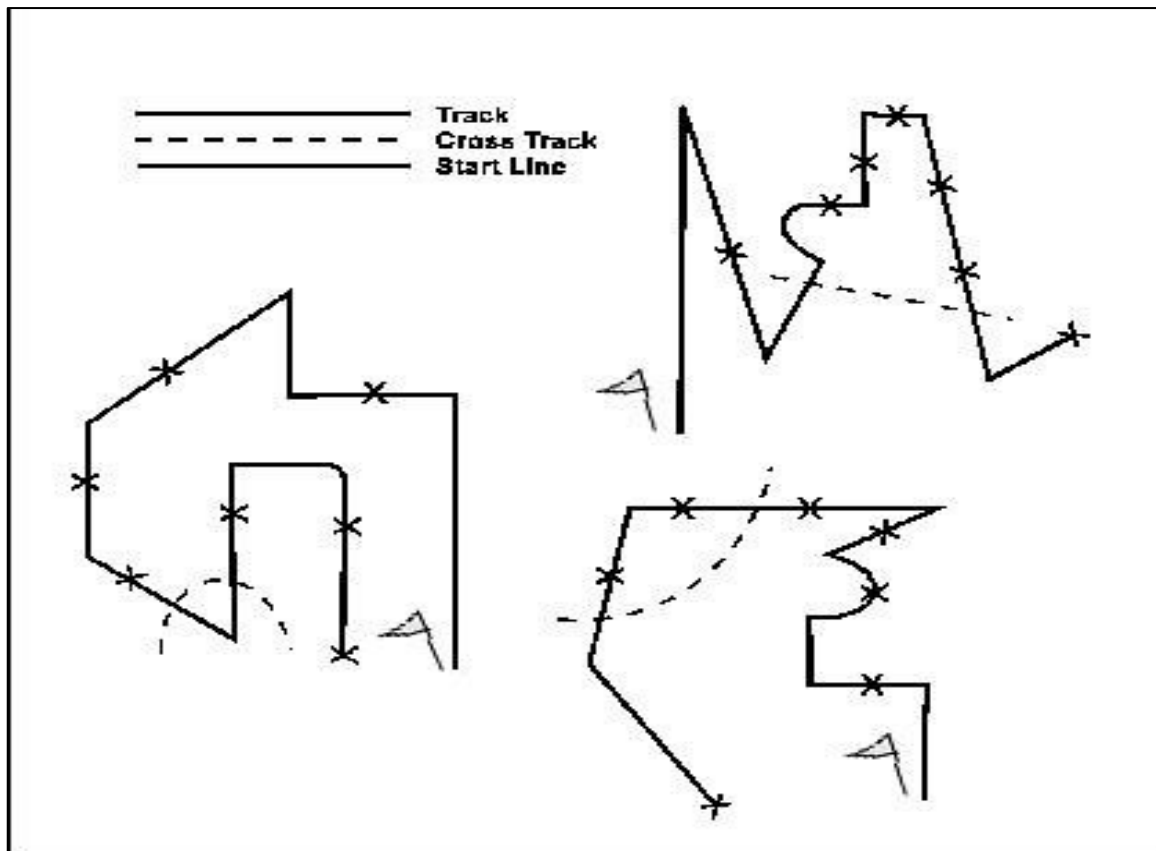
Track shapes IFH-1



Track shapes IFH-2



Track shapes IFH-3 and IGP-FH



Laying the track

Angle outside footprint or T footprint are acceptable. What is important is the inside of the corner is as close to 90 degrees as possible. All tracks in a level should be laid the same style.

Laying the article may be in or between the footsteps.



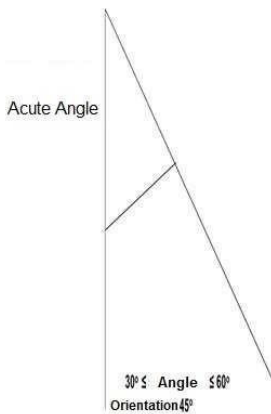
Sharp angle to the right



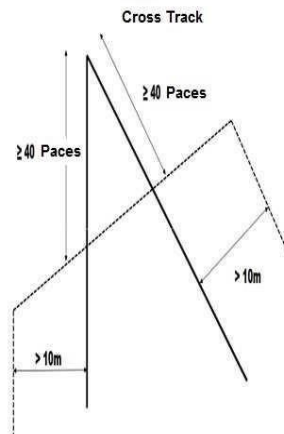
Sharp angle to the left



Sharp angle



Cross track



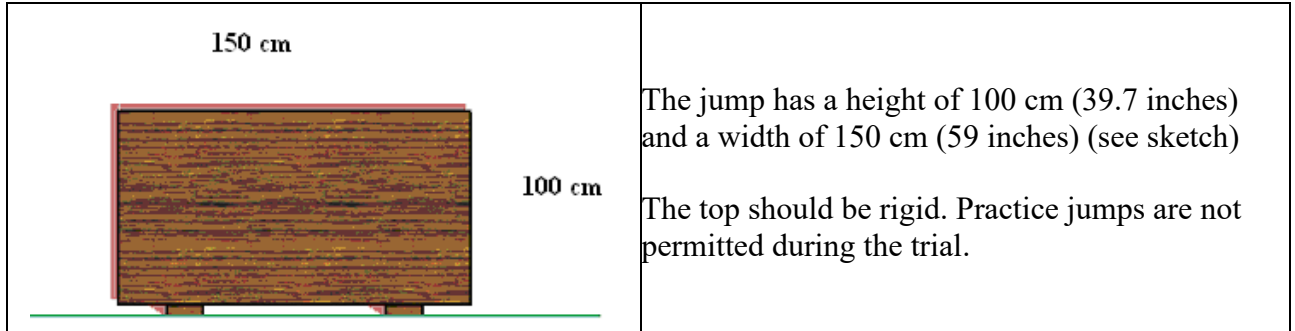
The fixed Hurdle 1 metre

ONE-METRE HURDLE CONSTRUCTION:

Height: 1 metre

Width: 1.5 metres

Nonflexible (rigid) top - no "goal posts".



Scaling wall

The scaling wall consists of 2 sides joined at the top and must be 150 cm (59") wide and 190 cm (75") high. At the bottom both sides stand apart so that there is a peak height of 160 cm (63").

The entire area of the scaling wall must be covered with anti-skid material. At the upper part of the sides 3 cleats 24/48mm must be fixed.

All dogs must climb/jump the same obstacle. Test jumps are not permitted during the Examination.

Dumbbell Landing Area

