

German Shepherd Schutzhund Club of Canada **VDH Rules for Schutzhund Trials**

Effective Jan. 1, 2010

Preface

This document is a translation of the rules for the conduct of working dog examinations as used in the WUSV and approved by the FCI. These rules have been adopted for use by the **German Shepherd Schutzhund Club of Canada** with certain amendments and variations. This document and any approved amendments shall be the official rulebook for the conduct of working dog evaluation events sanctioned by the GSSCC.

These trial regulations were drawn up by the AZG, approved and voted on by the board of directors and the judges committee and announced in the winter 2010 issue of Shepherd Sports magazine. These trial regulations will replace any prior regulations and will apply to all clubs, members of the GSSCC and guests who trial under GSSCC-sanctioned trials. In any unclear rule, the WUSV/SV rulebook will be followed.

GENERAL RULES AND REGULATIONS

DEGREE LEVELS

Begleithund Examination	BH
Schutzhund Examination A	SchH A
Schutzhund Examination I	SchH 1
Schutzhund Examination 2	SchH 2
Schutzhund Examination 3	SchH 3
Ausdauerprüfung Examination	AD
Tracking Examination 1	TR 1
Tracking Examination 2	TR 2
Tracking Examination 3	TR 3
Obedience Examination 1	OB 1
Obedience Examination 2	OB 2
Obedience Examination 3	OB 3
FH 1 Examination 1	FH 1
FH 2 Examination 2	FH 2

REQUIREMENTS & ELIGIBILITY

Only dogs that appear healthy can be exhibited in a trial. Before being permitted to participate in a trial, each dog must pass a test of impartiality and sureness. The evaluation of self-confidence and impartiality will take place throughout the entire trial. A dog is to be dismissed from the trial if it demonstrates faulty temperament during the trial even if the initial test for impartiality was positive.

The minimum age requirement for entry into the various degree levels are:

BH	15 months
AD	16 months
SchH A / 1 / TR 1 / OB 1	18 months
SchH 2 / TR 2 / OB 2	19 months
SchH 3 / TR 3 / OB 3	20 months
FH 1	18 months
FH 2	20 months

PREREQUISITES

Evidence of prior achievement of the BH title must be presented before entry into SchH A, SchH 1, TR 1 or OB 1 is permitted.

Dogs that do not possess the SchH 1 title can be permitted to enter the FH, provided they have attained the BH degree. In this case, the awarded title shall have no bearing in regards to breed show or breed survey rules and regulations.

The FH 2 test is possible only after passing an FH 1.

NUMBER OF PARTICIPANTS

On any given day when one judge is officiating, a maximum of 30 individual phases are allowed per day. If the entries exceed this figure, the trial must be extended to another day or other judges must be secured to officiate.

The BH, with or without the general knowledge examination, equals two phases.

SchH 1, SchH 2 and SchH 3 are each three phases.

FH 1 and FH 2 are three phases per track.

Note: The AD may only have 20 dogs per one judge. The AD does not count for the daily maximum.

The AD may be held on the same day as the Schutzhund trial. Dogs may be entered in the Schutzhund trial and the AD.

BH, TR 1, 2, 3 and OB 1, 2, 3 entries may be counted as one dog to make the minimum number of four dogs for a legal trial.

It is only allowed for any one handler to handle a maximum of two (2) dogs per trial.

WAITING PERIODS

Dogs are only allowed to be exhibited in one Schutzhund degree (SchH 1, 2, 3 or IPO 1, 2, 3 or FH 1 or FH 2) per scheduled trial.

A dog shown in TR can be also shown in one OB title at the same trial.

No waiting period exists from BH to SchH 1, but they must be completed on separate days (e.g., BH on Saturday, SchH 1 on Sunday).

After passing SchH 1 or IPO 1 and/or SchH 2 or IPO 2, the next SchH or IPO level title can be performed; however there must have been a minimum of 80 points scored in protection in the preceding title.

SERVICE DOG TRIALS

WPO 1 valid as SchH 2, WPO 2 valid as SchH 3

After earning a WPO 1 and after observing the prescribed waiting period, a SchH 3 or IPO 3 trial can be performed. The WPO, IPO and HGH trials are recognized training titles for suitability for breeding.

REPEATING DEGREES

Repeating titles below the SchH 3 level is possible as many times as desired at the title level currently held by the dog. However, the dog will be ranked behind those that have earned their initial degree for this level at the event. This holds true for awards, trophies, placements, sports medals, etc.

It is up to the discretion of the handler to repeat a Schutzhund degree without being bound by the waiting period, but not at the same scheduled trial date. It is also not permissible for a handler to participate in two trials on the same day.

The examination levels are to be completed in sequence (levels 1 - 2 - 3). A dog may only be shown at the next higher level upon passing the previous lower level. Please note that a passing score in phase "C" is a minimum of 80 points. The age requirement is to be taken into consideration. A dog must always be shown in the highest degree it has earned. An exception can be made in trials that are connected with a formation process. Dogs that are over six (6) years of age may be put into a senior class, upon submitting an application to the corresponding body of the AZG-MV. Once a dog is put in the senior class, the dog may only be shown at the trial level SchH 1, IPO 1 and FH 1.

TRIAL DAYS

Trials may be held on Saturdays and Sundays. Friday trials can only be sanctioned in combination with a Saturday trial, and only if more dogs enter Saturday's trial than can be accommodated. The trial on Friday may not begin before 12:00 noon. If a local club wishes to extend their trial to Friday, they have to have permission from the regional board or the head judge.

The only dispensation from the above rule is if a local trial is to be held on Friday, it may start in the morning as is normal, if it is held in conjunction with a championship (regional level on up) and notice is given to the entire region in which the trial is being held as to location and time seven (7) days in advance.

NOTE: In the event of high temperature and due to the time required to complete the AD, it may be started on a Friday morning if there is not enough time to complete it on the weekend. The head judge or the regional director has to be informed.

A handler may enter a BH and/or an FH / SchH / IPO level during a two-day trial, although the BH must be on a separate day than the FH/SchH/IPO degree. A waiting period is not required.

In case of adverse weather conditions, the judge is justified, even against the wishes of the organizers, to discontinue an event already in progress. This termination, however, can only

take place in truly extreme conditions, such as an icy field, hard driving snow, torrential rain, heavy fog, and so on. The judge's costs in every case are the responsibility of the organizers.

POINT SCORE AND RATINGS

The highest maximum score in each phase shall be 100 points and therefore the highest point total for all three phases shall be 300 points. A title can only be awarded if a dog achieves at least 70 points in all three phases. However, in order to advance to a new and higher title, 80 points is required in phase C, the protection phase.

The following ratings shall be awarded with the corresponding point totals:

Insufficient / M (Mangelhaft)	0 - 219 points
Satisfactory / B (Befriedigend)	220 - 239 points
Good / G (Gut)	240 - 269 points
Very Good / SG (Sehr Gut)	270 - 285 points
Excellent / V (Vorzüglich)	286 - 300 points

Should there be awards presented, in the case of a tie, the dog with the highest point score in phase C (protection) should receive the award. Should there still be a tie, the point score in phase B (obedience) shall prevail.

For a SchH A, the highest possible point score is 200 points. The passing score for this title is a minimum of 70 points in both phase B (obedience) and phase C (protection). The following ratings shall be awarded with the corresponding point totals:

Insufficient / M (Mangelhaft)	0 - 139 points
Satisfactory/ B (Befriedigend)	140 - 159 points
Good / G (Gut)	160 - 179 points
Very Good / SG (Sehr Gut)	180 - 190 points
Excellent / V (Vorzueglich)	191 - 200 points

SCORES

The performance is evaluated in ratings (qualification) and points. The ratings (qualification) and corresponding points must reflect the quality of the performance.

Point Table

Maximum Points	Excellent	Very Good	Good	Satisfactory	Insufficient
5	5	4.5	4	3.5	3 - 0
10	10	9.5 - 9	8.5 - 8	7.5 - 7	6.5 - 0
15	15 - 14.5	14 - 13.5	13 - 12	11.5 - 10.5	10 - 0

20	20 - 19.5	19 - 18	17.5 - 16	15.5 - 14	13.5 - 0
30	30 - 29	28.5 - 27	26.5 - 24	23.5 - 21	20.5 - 0
35	35 - 33	32.5 - 31.5	31 - 28	27.5 - 24.5	24 - 0
70	70 - 66.5	66 - 63	62.5 - 56	55.5 - 49	48.5 - 0
80	80 - 76	75.5 - 72	71.5 - 64	63.5 - 56	55.5 - 0
100	100 - 96	95.5 - 90	89.5 - 80	79.5 - 70	69.5 - 0

Percentages

Rating	Awarded Percentage	Deduction
Excellent	minimum 96	or up to minus 4%
Very Good	95 to 90	or minus 5 to 10%
Good	89 to 80	or minus 11 to 20%
Satisfactory	79 to 70	or minus 21 to 30%
Insufficient	under 70	or minus 31 to 100%

Only whole points shall be given in the overall rating of each complete phase. Partial points may be given for individual exercises. When adding the points upon completion of each phase and the result does not consist of a whole number, the points awarded may be rounded up or down, depending on the overall impression.

In case of a tie, the highest score in phase C prevails. Should there still be a tie, the points in phase B shall prevail. Scores that coincide in all three phases shall be listed as an equal placing.

DISQUALIFICATION

Should the judge notice temperament faults in the dog, unsportsmanlike conduct from the handler (for example: alcohol consumption, carrying of motivational objects and/or food), offences against the trial regulations, offences against local animal protection laws or offences against the moral code, then the team is to be disqualified from the remainder of the trial.

All points given up to the time of disqualification will be taken away (this includes points given in other phases). No ratings (qualifications) or points are entered in the performance documentation.

If the dog is not under control of the handler (for example: side/back transport, the dog leaves the handler during the examination, or leaves the field and does not return to the handler upon receiving three commands, the dog does not out or bites other parts of the helper's body than the protective sleeve), the team is also disqualified from the remainder of the trial.

In this case, all points awarded up to the time of disqualification in this particular phase will be taken away. No ratings (qualifications) or points are entered for this phase in the performance documentation

TSB RATINGS

Awards for T (Temperament), S (Self-Assuredness) and B (Ability to work under pressure), also known as courage and hardiness are:

Pronounced = a (ausgepraegt)
 Sufficient or present = vh (vorhanden)
 Insufficient = ng (nicht genuegend)

CONDUCT OF TRIAL PARTICIPANTS

At the start of the trial, each participant must, when called, report to the officiating trial judge in a sportsmanlike manner with his dog off lead or sitting free at heel according to the rules for their trial level (i.e. leashed in the BH). The participant will announce to the judge his name and the name of the dog.

The scorebook and a valid membership card are to be presented to the trial secretary prior to the trial (foreign judges may also ask for the dog's pedigree and registration certificate). WUSV-affiliated members are welcome to trial under these rules.

Each participant must follow the instructions of the judge as well as those of the trial committee without any disagreement.

Ill-natured actions or poor sportsmanship will lead to expulsion from the trial. The final decision in all cases rests with the presiding judge and the decision of the judge may not be challenged. A protest is not permitted. In the event that someone is expelled from a trial by the judge or trial secretary, the GSSCC board of directors will review the situation for further possible disciplinary action.

PULLING A DOG FROM THE TRIAL

A handler must show his dog in all of the trial phases, regardless of the outcome in any one phase, provided that no grounds are given for the judge to terminate the performance. If the dog is injured during the trial or if its performance capacity is diminished, the trial judge has the right to terminate the dog's trial performance, even against the wishes of the handler.

If a handler pulls a dog from the trial on grounds of illness, the following procedure applies:

If a handler reports his dog to be sick after already completing one or more phases, they must consult with a veterinarian or the presiding trial judge and have the dog's illness verified. The trial paperwork will be marked: "Terminated (or discontinued) because of illness."

If a handler is unwilling to present the dog to a vet or to the presiding trial judge, the trial documents will be marked: "Unsportsmanlike because of quitting."

The veterinarian's certificate can be submitted after the trial. If the handler does not submit a certificate before the end of the trial, the judge may take the handler's scorebook with him. If the handler does not submit a certificate within a week, the judge will record in the scorebook: "Unsatisfactory because of quitting."

If the handler refuses to allow the judge to take the scorebook, the entry is immediately made in the scorebook.

The above procedure in no way changes the judge's ability to terminate a dog's participation if he observes that the dog is sick or injured. Similarly, the judge can terminate dogs, which in his opinion, are too old or out of condition to be shown publicly.

If a handler discontinues the trial without authorization of the judge, notification is to be given to the GSSCC board of directors or the GSSCC head judge.

ADMISSION OF VIDEO TAPES

At all sanctioned events, videotapes are not permitted as evidence in any dispute.

WHO MAY PARTICIPATE

Events are open to all entrants having correct scorebooks. Canadian residents must be members in good standing with the GSSCC.

Participants in an officially scheduled, GSSCC-sanctioned event may be any dog handler who can show for himself - and for the dog's owner if the handler is not the owner - proof of current valid membership in a WUSV or FCI-recognized club or organization.

BITCHES IN SEASON

Bitches may participate in all events with the exception of the AD, provided they are kept apart from the rest of the participants. They are shown according to schedule in phase A (tracking) and in all other phases, they are shown as the last competitors at the end of the trial. If there are several in-season bitches entered, they are to draw for positions among themselves, starting at the end of the trial. Females that are obviously pregnant or nursing females are excluded from the trial.

Sick and contagious animals are excluded from all events.

PHYSICAL DISABILITIES

Handlers that possess physical handicaps that hinder movement of the dog on the left side of the handler can show dogs on the right side. In such cases, the dog and handler will be judged without prejudice as long as the performance is analogous to a left-heeling dog. Restrictions limiting participation by physically impaired handlers do not apply to GSSCC trials and shows.

MANDATORY COLLAR / CARRYING OF THE LEAD

For technical insurance reasons, the handler must carry a lead throughout the entire course of the trial. This includes a requirement that the dog must wear a collar at all times. During off-lead exercises, the lead must be carried out of sight, or hung around the body in such a way that the catch is on the side of the body opposite the dog, or in a left to right fashion across the body.

During the trial, the dog must be exhibited with a chain collar in the neutral position with the lead attached only to the dead ring. Only single-row chain collars are permitted. The collar may not have spikes, sharp points, prongs or other hooks. The collar must fit loosely around the dog's neck. Leather, nylon, spike, pinch, or remote training devices are not permitted in a GSSCC sanctioned event. "Flea and tick" collars and tags are to be removed. Only for the BH examination, a chest harness is permitted. No additional buckles/clasps may be attached to the harness.

The composition of the metal collar, especially in regard to weight, should not deviate from the customary design. If the judge suspects manipulation by the handler, he can demand a change of collars. However, this must take place before the beginning of the trial phase. If the judge detects an intent to deceive (concealed prongs for instance), the judge must disqualify the participant from the rest of the trial. In such an incident, an appropriate report is to be furnished and sent to the GSSCC board of directors or the GSSCC head judge.

COMMANDS

Commands permitted are given in the below-listed trial rules. Voice commands in all phases are to be given clearly and audibly. Handlers may use their own country's language.

DUTIES OF THE TRIAL SECRETARY

Trial secretaries at all GSSCC events must be members of the GSSCC. Before the beginning of the event, the judge must check that all trial documents are available,

especially the scorebooks of the participating dogs. Dogs with multiple scorebooks must present all scorebooks prior to showing. Once the dog starts, no additional books will be accepted.

Prior to the trial, each club must receive approval signed by a regional director. The secretary will provide the judge with properly filled out judge's sheets.

It is the responsibility of the trial secretary to check that dogs entered for a SchH 2 or 3 or IPO 2 or 3 title have a valid preceding-level title with a minimum of 80 points in protection.

The trial secretary may not take on any additional functions during the trial, which includes competing and/or helper work. They must be available to assist the judge throughout the entire trial.

THE TRIAL SECRETARY IS RESPONSIBLE FOR:

- providing suitable tracking fields;
- having an adequate number of experienced tracklayers available;
- providing a sport field sufficiently large for both the obedience and protection phases;
- providing the necessary one or two experienced helpers with proper protective equipment (appropriate footwear, protection pants, jacket, sleeve and padded stick);
- providing equipment in accordance with the trial rules (solid jump, climbing wall, 6-mm pistol, six (6) blinds);
- providing a group of at least four (4) people available when needed;
- ensuring that the trial is completed in a proper, orderly fashion;
- providing a sufficient number of score sheets and judge's sheets;
- ensuring that score sheets and judge's sheets are all properly prepared and completed.

One of the fundamental duties of the trial secretary is the responsibility for assembling and preparing all trial documents. If essential documents are missing and cannot be obtained, the judge can terminate the trial.

The dog's scorebook must be submitted by the handler to the trial secretary at all GSSCC-sanctioned trials. WUSV, AWDF member clubs and DVG scorebooks are accepted; however they must be stamped or clearly registered by their organization.

Canadian residents have to be members of the GSSCC.

In addition, the following documents may be required by the hosting club, as noted on the trial flyer:

- a copy of the pedigree/registration certificate as judges have the right to ask for registration papers;
- conformation scorecards;
- membership cards;
- valid rabies vaccination certificate.

Titles will be recognized only when they have been earned under a working-dog organization belonging to the AZG or recognized by the FCI, or earned in an FCI-recognized breed club for working dogs under an FCI-recognized trial judge. Dogs that are not registered with an FCI-recognized breed-club are to be listed in the trial paperwork only by their call names.

Trials are, by their nature, public events.

A local club trial may not start before 12:00 noon on the Friday preceding the weekend in question unless it is in conjunction with a championship event from the regional level on up. Friday trials need permission from the head judge or the regional director.

The trial secretary must notify the judge and the regional director no later than three days before the trial about the location and starting time of the trial.

The judge can resign from his commitment if the trial secretary has not informed them a minimum of three (3) days before the event of the location and the start time. The club is still responsible for any expenses incurred by the judge.

If the judge must cancel his assignment, it is up to the club to have insurance for any reimbursements.

BH REQUIREMENT

Before entering its first Schutzhund trial, every dog must show proof of having passed a BH test conducted by an FCI / WUSV member organization.

Public service dogs and dogs that have successfully performed a Herding Dog Trial (HGH) do not have to show proof of having passed a BH test.

For entry in FH trials, presentation of the scorebook must include proof of having earned a BH and/or a SchH 1 and/or IPO 1 title under an AZG trial judge.

HELPER FOR GSSCC TRIALS

To participate in tryouts for regional championships and the Canadian German Shepherd Dog Championships, the helper must have worked at least 20 Schutzhund dogs at club trial level. The participant needs a letter from his local club attesting to his trial experience.

THE TEMPERAMENT TEST

Before the entered dogs are allowed to start in a BH, TR, OB, SchH, IPO or FH trial, they must undergo a temperament test, which will be conducted on lead.

The temperament of the dog is to be observed during the entire course of the trial. If a dog fails because of unsatisfactory temperament, even though preceding trial divisions were passed positively, the trial is terminated. Points are not given, even if some were already announced.

PRINCIPLES OF THE TEMPERAMENT TEST

The temperament test must take place before the beginning of the trial (except at national events). The location of the test may be the club field, or close by or in the tracking fields. The dogs are to be brought on a slack heeling lead (not tracking line and harness). No commands are to be given.

The judge must avoid any type of provocation. The judge is not allowed to touch the dog.

The following standards are to be observed in the test:

- A systematic test of the temperament is to be avoided.
- It is the judge's choice how the sequence of events is organized.

- The inspection and verification of the tattoo number is an essential part of the temperament test.
- Dogs must be approachable by the judge.

The temperament evaluation occurs not only at the beginning of the trial, but continues throughout the entire trial. A dog that has passed the pre-trial portion of the temperament test may still be eliminated from the trial if that dog shows faulty temperament during the course of the trial. If the judge observes unsatisfactory character, he must test the dog carefully according to the trial rules (for example, in the gunshots). Repetitions to this purpose are permitted.

CONDUCTING THE TATTOO CHECK

The judge has to verify in the trial documents that the tattoo check was conducted. If the tattoo mark is not clearly discernible, in all cases the identifiable marks are to be recorded. The tattoo number must agree with the pedigree/scorebook submitted by the handler. In the case of difficulties in the appearance of the tattoo (illegibility of the numbers for example), the trial paperwork is to include an appropriate remark. Owners of dogs that are micro-chipped are responsible for providing the necessary equipment for the identity check. The dog handler is responsible to identify his dog.

RESULTS OF THE TEMPERAMENT TEST

Positive representation = PASSED

The following are some examples, but not all inclusive:

- Dog is self-confident;
- Dog is quiet, secure and attentive;
- Dog is animated and attentive;
- Dog is impartial and good-natured.
- Dog is friendly and outgoing.

Borderline = TO BE FURTHER OBSERVED

The following are some examples, but not all inclusive:

- Dog is unsteady, but not aggressive; however, unaffected throughout the course of the trial;
- Dog is slightly overexcited; however, became calmer during the course of the trial.

The following are some examples of dogs that *cannot* be permitted into the trial:

- Dog is insecure and nervous: avoids people;
- Dog is nervous and aggressive: warns a person;
- Aggressive, biting dogs.

Dogs that fail the temperament test are excluded from further participation in the trial.

When a dog is excluded for faulty temperament, the following entry must be made in its scorebook: "FAILED TEMPERAMENT TEST."

SUSPENSION

If a dog fails because of unsatisfactory character, he is consequently dismissed from the trial. The GSSCC has the right to adopt rules which may prohibit entry of dogs that have repeatedly failed the temperament test.

ABBREVIATIONS

FCI - International Kennel Club Federation. This is the umbrella organization for most of the kennel clubs throughout the world (with the notable exception of the AKC and CKC).

VDH - Verband fuer das Deutsche Hundewesen - German Kennel Club. This is a governing body made up of other organizations and clubs, including the AZG.

AZG - Arbeitsgemeinschaft der Rassehunde Zuchtvereine und Gebrauchshundverbaende - Working Dog Council. It is the regulatory organization for rules and regulations. All trial rules are written and adopted by the AZG under the authority of the VDH.

DVG - Deutscher Verband der Gebrauchshundsportvereine.

COAPA - The organization of all of the South American countries formed into a union for the German Shepherd Dog.

AWDF - American Working Dog Federation. Formed in 1989, the AWDF was organized to preserve and protect the working heritage of the individual working breeds. Its goal is to become affiliated with the FCI and to have its working titles recorded and recognized around the world.

WUSV - World Union for the German Shepherd Dog. The worldwide organization for all German Shepherd Dog clubs.

SV - Verein fuer Deutsche Schäferhunde - German Club for the German Shepherd Dog. The organization in Germany that represents the German Shepherd Dog with over 80,000 members.

GSSCC - German Shepherd Schutzhund Club of Canada. The Canadian organization for the German Shepherd Dog that is also aligned with the WUSV.

The following member-clubs are authorized to issue scorebooks/performance documents and to conduct trials with the awarding of recognized performance titles:

SV Club for German Shepherd Dogs, Augsburg
dhv German Dog Sport Association (DVG is a member)
BK Boxer Club, München
IBC International Boxer Club
ADRK General German Rottweiler Club DV Dobermann Association
KfT Club for Terriers, Kelsterbach
PSK Pinscher-Schnauzer Club
RZVH Purebred Assn. for Hovawart Dogs
DBC v 1977 German Bouvier Club of 1977
DMC German Malinois Club

International European or World organizations. Titles awarded are recognized by all AZG clubs/organizations:

ATIBOX International Boxer Organization
IDC International Dobermann Club
IFR International Rottweiler Federation
IHF International Hovawart Federation
ISPU International Schnauzer and Pinscher Union

Special Regulations

The AZG member clubs are entitled to expand or modify general regulations for their area.

Liability

The owner of a dog is liable for any personal injury or material damage caused by his dog. Therefore, the owner must have adequate insurance. In case of an accident, the handler is liable for himself and his dog throughout the event. The handler follows the instructions given by the judge and the organizer of his own free will and executes the instructions at his own risk.

PHASE A - TRACKING

Requirements for SchH 1, 2, 3 / TR 1, 2, 3 / FH 1

1. SELECTION OF THE TRACKING FIELDS

The selection of a suitable tracking field is the responsibility of the trial secretary. It is his/her responsibility to make arrangements with the property owner or manager.

The trial secretary must see to it that the dogs are handled in such a way in the tracking fields that wildlife will not be disturbed.

Tracking can be held on all natural terrains, including meadow grass, pasture land, plowed or dirt fields and forest soil.

The decision regarding the suitability of tracking land is the duty of the judge. Change of cover and terrain in SchH 1 through SchH 3 is possible and in the FH, it is absolutely required.

At minimum, FH tracks must cross once over a hard, well-traveled street or gravel road. Holding an FH test on a continuous blanket of snow is not permitted.

Visible tracks where sight tracking is possible are to be avoided.

2. TRACKING ARTICLES

Within any one track, articles different from each other must be used. Their colour may not stand out considerably from that of the terrain and their size may not exceed 10-cm long by 4-cm wide and 1-cm thick. Size and material of the articles will be strictly enforced.

Materials: Any reasonable material may be used as articles on the track, such as leather, wood or other biodegradable substances.

In SchH 2, 3 and FH, the articles are to be turned over to the tracklayer who must wear them on his/her body for a minimum of 30 minutes before laying the tracks.

In SchH 1, the handler uses his/her own articles. Attention should be paid to see that these articles are likewise well scented.

All articles are to be marked with numbers. The numbers on the articles must correspond with the numbers on the starting flags (markers).

Before laying the SchH 1 track, the handler must show the articles to the judge. Only the articles described above or articles of the judge's discretion are to be used.

3. TRACK SHAPE AND LENGTH

(See sample tracks at the end of this section.)

Trial Level	SchH 1 TR 1	SchH 2 TR 2	SchH 3 TR 3	FH 1	FH 2
Minimum Length (paces)	300	400	600	1200	1800
# of legs	3	3	5	7	8
# of corners	2	2	4	6	7

In regional events, qualifying trials and championships, shortened track lengths may be specified.

4. TRACK AGES

Trial Level	SchH 1	SchH 2 TR 2	SchH 3 TR 3	FH 1	FH 2
Minimum Age (minutes)	20	30	60	180	180

A dog must complete the track in a predetermined amount of time from the start of the track: SchH 1, 2 / TR 1, 2 - 15 minutes; SchH 3 / TR 3 - 20 minutes; FH 1 - 30 minutes; FH 2 - 45 minutes.

5. CROSS TRACKS

FH 1 - 30 minutes after finishing laying the track; FH 2 - 30 minutes before starting to run the track.

6. LAYING THE TRACK

The judge is responsible for determining the layout of the track and for instructing tracklayer(s).

In laying the track, the tracklayer must ensure that he/she uses a natural stride.

In the FH tracks, strict attention is to be paid to ensure that the tracks are laid on varying cover. Any standardized FH pattern is to be avoided. Tracklayers for FH 2 tracks must have experience in laying FH tracks.

At GSSCC-sanctioned local trials, tracklayers may not reside in the same household as the handler.

7. THE STARTING PLACE

SchH 1 / TR 1 - There will be a draw for tracks BEFORE tracks are laid.

SchH 2, 3 / TR 2, 3 / FH 1, 2 - There will be a draw for tracking order AFTER the tracks are laid.

SchH 1, 2, 3 / TR 1, 2, 3 / FH 1 - The starting point (scent pad) is marked with a tracking stake or flag which is placed in the ground directly to the left side of the start. The flag must remain in place throughout the tracking work. All articles are to be marked with numbers. The numbers on the articles must match the numbers on the starting flags (markers).

The tracklayer pauses at the start. Light stepping on the starting place is not faulty.

The handlers may not be present during the laying of the tracks for SchH 2, 3 / TR 2, 3 and FH. During the laying of the SchH 1 / TR 1 track, the dog must remain out of sight.

8. THE LEGS OF THE TRACK

The tracklayer proceeds at a normal pace in the direction prescribed by the judge. Scraping or scuffing of feet or interruption in pace is not permitted.

9. THE CORNERS

The corners (approximately 90 degrees) are also to be made at a normal pace. Care must be taken that a continuous working of the track to the next leg is possible for the dog. An interruption of the track may not occur.

Heavy stomping of the corners is not allowed.

10. THE PLACEMENT OF ARTICLES

The articles are to be laid on the track while the tracklayer is in motion. Laying the articles on the change of cover, corner, or in their immediate vicinity is not allowed. They must be laid on the track, not next to it.

After laying down the last article, the tracklayer continues straight ahead for an additional few paces.

SchH 1 / TR 1

The first article is placed a minimum of 100 paces on either the first or second leg. Second article at the end of the track.

SchH 2 / TR 2

The first article a minimum of 100 paces on either the first or second leg. Second article at the end of the track.

SchH 3 / TR 3

The first article a minimum of 100 paces on either the first or second leg. Second article at the judge's discretion. Third article at the end of the track.

FH 1

First article a minimum of 250 paces away from the start, last article at the end of the track and the remaining articles placed at irregular intervals on the track. Total four (4) articles.

FH 2

Same as the FH 1 except there are seven (7) articles and an identification article at the start.

11. VALUE OF THE ARTICLES

Trial Level	SchH 1 TR 1	SchH 2 TR 2	SchH 3 TR 3	FH 1	FH 2
Article Points	2 x 10 pts	2 x 10 pts	2 x 7, 1 x 6 pts	4 x 5 pts	6 x 3, 1 x 2 pts

12. VARIOUS HANDLING OPTIONS IN THE TRACKING WORK

The following lead/handling options are permitted:

- Collar
- Tracking harness
- Tracking line
- Free tracking

The collar

The collar may not be used on the live ring. In attaching the line, it may be placed over the dog's back, along the side of the dog or between the front and/or the rear legs.

Tracking harness

The following types of tracking harnesses are permitted:

- The chest harness;
- The Böttger tracking harness;
- The rope harness or other material.

The harness must not be restrictive in any way and the judge must ensure that the body strap is not fastened in the area of the dog's abdomen. The judge also has the discretion to check any and all harnesses.

The use of additional straps is not permitted.

Tracking line

The tracking line may be attached directly to the collar, dead ring, or to the tracking harness. The tracking line is to be attached to the harness by means of the device (ring, etc.) on the harness that is provided for that purpose, without attaching the line to the collar (except in the case of a Böttger tracking harness).

The tracking line must be at least 10 metres long. The handler must remain at the end of the tracking line even in the event that the line is longer than 10 metres. Examination of the line length, the collar and the harness by the judge may take place before the beginning of the trial. Retractable lines and Flexi-leads are not permitted.

Free tracking

The distance of at least 10 metres between handler and dog must be maintained throughout the track.

WORKING AND JUDGING OF THE TRACK

Reporting in of the handlers occurs in the basic position with the dog prepared to track and the tracking line laid out, although the handler may have his dog on the short heeling lead. At the reporting in, the judge must check the length of the tracking line. A point deduction because of incorrect reporting in may not occur. This is also valid if the tracking line is not the required 10 metres long. In this case, the tracking line is to be exchanged. If the judge fails to detect a tracking line that is not the correct length before the track commences, there will be no deduction of points.

While the dog is tracking, the judge and any accompanying persons are not permitted in the area of the track where the dog and handler team has the right to track.

Value of the track:

Track legs	55 %
Corners	20 %
Articles	20 %
Start	5 %
Total	100 %

All percentages are approximate and have to be considered with the difficulty of the legs.

Due to the variations and different terrains that may be encountered with FH tracks, these general percentage assessments will be made by the judge at the time of the actual test.

With the above point allocation, ratings for the elements are as follows:

RATING	20 Points	15 Points	10 Points	5 Points
EXCELLENT	19.5 - 20	14.5 - 15	10	5
VERY GOOD	18 - 19	13.5 - 14	9 - 9.5	4.5
GOOD	16 - 17.5	12 - 13	8 - 8.5	4
SATISFACTORY	14 - 15.5	10.5 - 11.5	7 - 7.5	3.5
INSUFFICIENT	0 - 13.5	0 - 10	0 - 6.5	0 - 3

2. THE START

SchH / TR and FH 1 and FH 2

The dog is led calmly to the start. Any act of compulsion (such as downing the dog at the start flag) is not permitted. Any handling of the dog such as placing the dog in a sit or down or placing the line under the dog's leg must be done no closer than five (5) paces before the starting flag.

The start is to be done at the dog's location and not from a distance. The same is true for the restarts after finding the articles. A certain amount of free play in the line must be possible for the dog.

The start is not dependent on time (other than the prescribed maximum for the track itself). On the contrary, the judge must concentrate on the behaviour of the dog at the beginning of the first leg with regard to the intensity of the absorption of the scent.

The dog is to take the scent at the start calmly and intensively. The taking of the scent must occur without help from the handler (except for the voice command "*such*" / "*seek*"). Releasing the dog with the hand below the handler's knee will be construed as handler help and points will be deducted accordingly.

Once the dog has taken up the scent and is following it, the handler must remain at the starting point until the dog has reached the end of the tracking line, or until the required distance of 10 metres is reached. Following too early is faulty and will be penalized.

RESTARTS

After the fourth unsuccessful start (before the handler has left the scent pad), the tracking work is to be terminated.

Exception: The FH rules state that within the first 15 paces after the start, the dog may be restarted only once (subject to deduction of up to four (4) points).

A new start, further into the course of the track is not allowed. A new start consists of the handler taking the dog at heel, by the collar or on a shortened line, and again setting the dog onto the track.

So long as the handler holds the tracking line in his hands at the end and allows the dog to search freely, a restart does not occur, even if the dog passes the handler. The returning of the dog to the handler during the working out of the track and the independent resuming of the track also does not classify as a restart. A corresponding point deduction is to be made.

3. TRACKING PERFORMANCE

The dog is to follow the course of the track evenly and intensely with a deep nose. Whether the dog tracks fast or slow is not a factor in the scoring, so long as the track is worked out intensely, uniformly and convincingly.

The tracking line may sag as long as this does not result in a substantial shortening of the distance between handler and dog. The line touching the ground is not faulty.

4. CORNERS

The corners are to be worked out closely and confidently. A dog's checking at the corner, to convince him of the lay of the track, is not faulty so long as he does not leave the track. Close circling at the corner is definitely faulty. The handler may not influence the dog at the corner, for example, voice commands or lead handling. The corner is defined as 1.5 metres before and after the corner. After working out the corner, the dog must continue tracking at his regular pace. The dog that picks up speed after the corner is considered faulty.

5. FH 1 AND FH 2 CROSS TRACKS

The dog may follow the cross track for up to one line-length (with point loss). The tracking will be terminated if the dog leaves the track by more than one line-length.

6. INDICATION AND PICK UP OF ARTICLES

Indication of the articles must be done convincingly, in the direction of the track and right before the article. (Example: the dog lying down with the article between the legs and in front of the chest.) Minor crookedness of position is not faulty, but sideways indicating of the article or strong turning

around toward the handler is faulty. The dog lying down with the article between the paws and in front of the chest and under the head is not faulty as long as the dog is calm in the position. Any restlessness or moving the article, however, would be considered faulty. Articles which are indicated or picked up with strong handler help are counted as not found.

The indicating of articles may be done standing, sitting, lying down, or by alternating these positions. Indicating and picking up on the same track is faulty.

If the dog picks up articles, he may then stand still, sit, or come to the handler. Moving forward with the picked-up article or picking it up while lying down is faulty. If the dog brings the article to the handler, the handler may not move toward the dog. The handler must take the article from the dog in the front position. One command for the release is permitted. The handler will give the tracking command after retrieving the article and the scoring of the track will continue from the point the article was found. The restart will be the same as with all other starts from an article.

As soon as the dog has found an article, he must immediately pick it up or indicate it convincingly without influence from the handler. The handler must put the line down and immediately go to the dog. Found articles are to be shown to the judge by holding them in the hand and raising the arm up high. In picking up or removing the article, the handler may not stand in front of the dog, but must position himself next to the dog.

The dog must remain calm in the indicating or picking-up position until his handler, standing beside him, restarts him.

HANDLER HELP - Articles found with heavy handler help are considered overrun. This is the case, for example, when the dog does not indicate the article and, through handler influence with the help of the line or commands, is prevented from tracking further. In this instance, all the points for the article are lost.

FALSE INDICATIONS - If the dog indicates a false object or interrupts his tracking work (i.e. by lying down, sitting or standing still), this is faulty and will cause point deduction.

Lying down on the track by the dog does not have to be considered a false indication. If the dog, at the handler's command from a distance of 10 metres, continues to work, only two (2) points are deducted. This is not considered a false indication. If the handler approaches the dog, this is analogous to a false indication and up to four (4) points will be deducted.

Scoring for False Indication of Articles

Trial Level	SchH 1 TR 1	SchH 2 TR 2	SchH 3 TR 3	FH 1	FH 2
Point Loss	4	4	4	3	3

7. LEAVING THE TRACK

If the dog goes to leave the track and the handler restrains him from doing so, the judge will instruct the handler to follow the dog. The handler must obey this instruction. The tracking work is to be terminated if the dog leaves the track by more than one line length (or by more than 10 metres if the dog is free tracking), or if the handler fails to obey the judge's instruction to follow the dog. The judge is not permitted to advise the handler to drop the tracking line.

8. PRAISE

At all trial levels, it is permissible to praise the dog once in a while but the handler may not be excessive in the praising of the dog.

Praising at the article is permissible in the same position in which the dog indicated or picked up the article, before or after showing the found article to the judge. The verbal command "*such*" or "search" is only permitted at the start and after an article.

9. WILD GAME

If, during the tracking work, wild game appears and the dog follows his hunting instinct, the handler may attempt to prevent the dog from following by giving the dog the command to "*platz*" / "down." On the judge's signal, the tracking work will then continue. The scoring in this situation will result in a deduction of up to eight (8) points.

If the dog will not start tracking again, the tracking work is to be terminated and the dog will be awarded whatever points it earned up to the point it stopped tracking.

10. REPORTING OUT

After completion of the tracking work, the articles found are to be shown to the judge. Playing with or feeding the dog after indication of the last article and before reporting out to the judge is not permitted. If the handler has food in his pockets, he has to be disqualified. Reporting out must be done with the dog in the basic position.

11. SCORING OF TRACKING WORK

Faulty starting, aimless wandering, frequent circling on the corners, continuous encouragement, incorrect picking up or indicating and dropping of articles will be penalized up to four (4) points.

Repeated starting, strong wandering, tracking with a predominately high nose, hectic tracking, urinating/defecating, mouse-catching etc. are penalized up to eight (8) points.

If the dog indicates or picks up an article differently than announced by the handler (Ex. retrieves when the handler announced the dog would indicate), three (3) points are deducted.

If the dog indicates an article not placed on the track by the tracklayer or interrupts the track by lying, sitting or standing, this is incorrect. However, if the dog will continue working after an additional command given from a distance of 10 metres, two (2) points will be deducted.

If the dog picks up or indicates an article not placed on the track by the tracklayer and the handler goes to his dog, four (4) points will be deducted.

For articles not found, the prescribed article points will not be given.

TRACKING DOG - LEVEL 2 (FH 2)

Requirements for FH 2

GENERAL

Tracking Dog Level 2 (FH 2) is a test for sporting purposes only. Special claims, which might arise out of the realm of service dog achievements, are not to be made.

SELECTION OF THE TRACKING FIELDS

Careful attention is to be given to ensure that the track is laid over changing cover and terrain. It must be laid so as to simulate a real situation, therefore, standardized patterns are to be avoided.

Visible tracks are to be avoided. Holding an FH test on a continuous blanket of snow is not permitted.

TRACKLAYERS

It is mandatory that the tracklayers for this test be experienced and qualified. Tracklayers for FH 2 tracks must have experience in laying FH tracks. As a rule, the trial judge for this type of test may not accompany the tracklayer while the track is being laid and tracking diagrams must be drawn by the tracklayer. The judge must make sure that the cross tracks are laid according to the rules: 30 minutes before starting to run the track.

ENTRY REQUIREMENTS

Before a dog is eligible to take the FH 2 test, it must be at least 20 months old and must have earned an FH 1 title. If the dog has not earned the SchH 1 title, the FH 2 title will not constitute a "training title" for the purposes of a breed survey.

PERFORMANCE IN THE TRACKING WORK

The dog must demonstrate his track-sureness on a stranger's track that is at least three (3) hours old and at least 1,800 paces long, with seven (7) corners that conform to the terrain. At least two (2) of the corners must be acute and one must be an arc (segment of a circle). The track will be crossed at least twice by a fresher stranger track at varying points separate from each other.

Along the track, at irregular distances, seven (7) articles that have been well scented by the tracklayer will be placed. The articles are to be found by the dog and either indicated or picked up.

Before the start of the track, the handler must report to the judge whether the dog picks up or indicates the articles. Doing both together (picking up and indicating), or doing both on the same track, is faulty.

The handler may, at his/her option, track the dog free or on a tracking line. The tracking line may hang loose, so long as the handler does not let it out of his/her hand.

TRACKING ARTICLES

As previously described.

THE PLACEMENT OF THE ARTICLES

- Identification article inside the search area (departure point for the track);
- First article at the earliest after 250 paces;
- Second through sixth articles at the judge's command;
- Seventh article at the end of the track.

LAYING OF THE TRACK

The tracklayer, who is a stranger to the dog, must prepare a terrain sketch for the judge. The course of the track is to be planned in advance with the judge or with the appointed tracking chairperson, utilizing natural landmarks such as lone-standing trees, power poles, sheds, cottages, outbuildings, etc.

Before laying the track, the tracklayer will show the required tracking articles to the judge/tracking chairperson. The tracklayer must have carried the articles on their person for at

least 30 minutes, in order to scent them well. The articles may not exceed the above-stated dimensions and they must not differ markedly in their colour from the surrounding terrain.

The articles are to be laid on the track at irregular distances. The first article must be placed at least 250 paces from the starting point. The seventh (and last) article is laid at the end of the track. Articles must not be laid at or near corners. They must not be laid next to the track, but actually on the track. The tracklayer will indicate on his track diagram by placing "X" marks in all of the places where he has laid the articles.

CROSS TRACKS

Thirty minutes before the start time, a second tracklayer (also a stranger to the dog) will receive instructions from the judge to lay a cross track that intersects the primary track at least twice (but not on the first or last legs).

WORKING OF THE TRACK

RANDOM SEARCHING FOR THE IDENTIFICATION ARTICLE AND THE FH 2 START

The "start line" marked by the tracklayer will be made known to the handler by the judge. But the start line itself does not necessarily establish the direction of the first leg of the track. From the location of the identification article, the track may proceed straight ahead, right, left or even at an angle. Notice should be taken of the fact that the first leg of the track may not cross the start line.

During the random search for the identification article, the handler is free to handle the dog either off lead or on the tracking line. The time allotted for the dog to locate the identification article, determine the direction of the track and begin working out the track is limited to three (3) minutes. The handler is free to choose the point on the start line at which he will start the dog searching for the identification article and may assist the dog by means of voice and/or hand signals.

If the dog comes onto the first leg of the track beyond the identification article and picks up the leg confidently, the handler must follow the dog. In this case, the tracking work must continue in the same way the dog began (free or on the tracking line). If the dog finds the identification article, the handler goes immediately to him and starts him on the track. He may first, if necessary, attach a tracking line to the collar or harness.

Any form of compulsion is prohibited. The start (also at the restart after finding the article) must take place at the side of the dog. Free movement of the line must be possible for the dog.

The dog should be allowed to take up the scent thoroughly at the starting point. He should be so trained that with no influence from the handler, he will calmly and extensively take the scent at the starting point. Under no circumstances may the handler, with his hand, arouse in the dog the urge to charge ahead forward. No restarting is permitted.

As soon as the dog begins to track, the handler must stand still and let the 10-metre tracking line glide through his hands. The handler may not cross over the starting line until the 10-metre tracking line has run out (or the free-working dog has reached a distance of 10 metres away from the handler).

The track should be worked out calmly, so that the handler can follow at a normal pace. The handler follows at a 10-metre distance, which must also be maintained if the dog is tracking free. When the dog comes upon an article, he must immediately pick it up or indicate it convincingly. When picking it up, the dog may stand still, sit or come to the handler. If he comes to the handler, the handler may not advance toward him. Proceeding forward with the picked-up article is faulty.

Indicating may be done sitting, lying down, standing, or alternating among those positions. The handler must go to the dog immediately and take the article and then raise it into the air to show the judge. The handler may praise the dog and immediately let him continue tracking. If the dog, while on the track, comes upon an article that was not placed by the tracklayer, he may neither pick it up nor indicate it. Time allowed to complete the track is 45 minutes.

FH 2 CROSS TRACKS

If the dog changes over from the primary track onto the cross track and follows it for more than one line length, the tracking work must be terminated. The dog may follow the cross track for up to one line length (with point loss).

SPECIAL CHARACTERISTICS AND SUPPORT IN THE FH 2

The judge is permitted to allow handler assistance if the dog cannot manage terrain-caused obstacles (for example, large puddles of water, trenches, etc.). No point deduction is made.

After consulting with the judge, the handler is allowed to interrupt tracking briefly if he believes that he or the dog needs a short break for health reasons and/or weather conditions (for example, extreme heat). Here, also, there is no point deduction. The restarting of the dog on the track will not be scored as a "restart" under the meaning prescribed as faulty in the Trial Rulebook. The time taken for such breaks, however, is counted in the total time available to the handler and dog for working out the track.

The handler is allowed, during a "pause" or at an article, to clean up the dog's head, eyes and nose. For this purpose, he may carry with him during the tracking work a wet cloth or sponge. These items are to be shown to the judge before the start of the tracking work. Further aids are not permitted.

The handler must refrain from giving the dog any type of physical help (i.e. jerking on the leash). At all trial levels, it is permissible to praise the dog once in a while. The dog may be praised at an article indication before or after the handler shows the article to the judge. The command "*such*" may only be given at the start and at any restarts off an article.

SCORING

Maximum score: 100 points. Working of the Track = 80 points; seven articles (6 x 3, 1 x 2) = 20 points.

The maximum 100 points can only be given when a dog works out his track from beginning to end, at a walking pace throughout and picks up or indicates all seven articles.

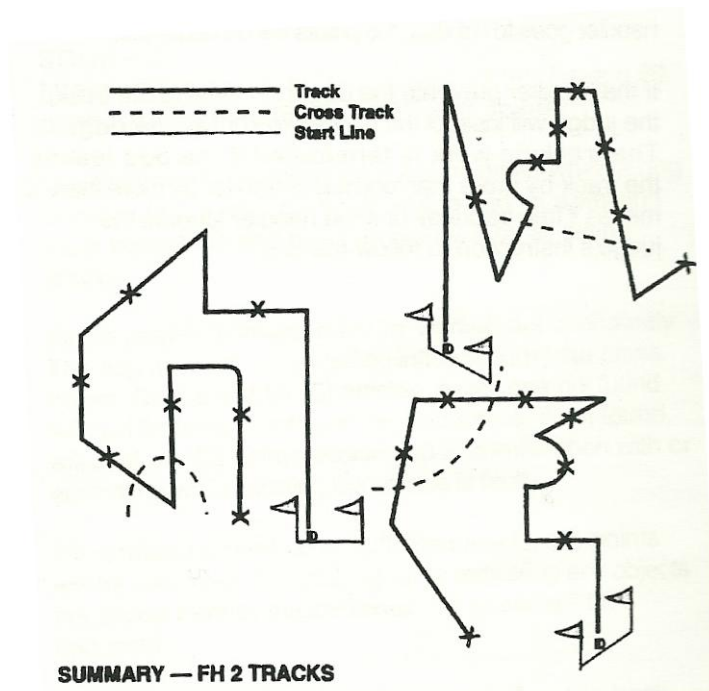
All the angles (comers) must be worked out confidently. The dog may not let himself be influenced by the cross tracks. On the first six (6) articles, every one not found will cost three (3)

points and the last article, if not found, will cost two (2) points. Picking up in combination with or alternating with indicating the articles is faulty.

For a falsely picked up or indicated article, 1.5 points will be deducted. For picking up or indicating any objects not placed there by the tracklayer, 1.5 points will be deducted.

If the dog indicates an article not placed on the track by the tracklayer or interrupts the track by lying, sitting or standing, this is incorrect. However, if the dog will continue working after an additional command is given from a distance of 10 metres, one (1) point will be deducted. If the handler goes to his dog, 1.5 points will be deducted.

If the handler prevents the dog from leaving the track, the judge will instruct the handler to follow the dog. The tracking work is terminated if the dog leaves the track by more than one line length (or by more than 10 metres if free tracking), or if the handler ignores the judge's instruction to follow the dog.



PHASE B – OBEDIENCE

A - REQUIREMENTS

EXERCISE	BH Part 1	SchH A	SchH 1 OB 1	SchH 2 OB 2	SchH 3 OB 3
	POINTS				
Heel On Lead	15	-	-	-	-
Heel Off Lead	15	20	20	10	10
Sit In Motion	10	10	10	10	10
Down In Motion	10	10	10	10	10
Walking Stand	-	-	-	10	-
Running Stand	-	-	-	-	10
Retrieve On Flat	-	10	10	10	10
Retrieve Over Hurdle	-	15	15	15	15
Retrieve Over Wall	-	15	15	15	15
Send Away	-	10	10	10	10
Long Down	10	10	10	10	10
TOTAL	60	100	100	100	100


EQUIPMENT

ONE-METRE HURDLE CONSTRUCTION:

Height: 1 metre

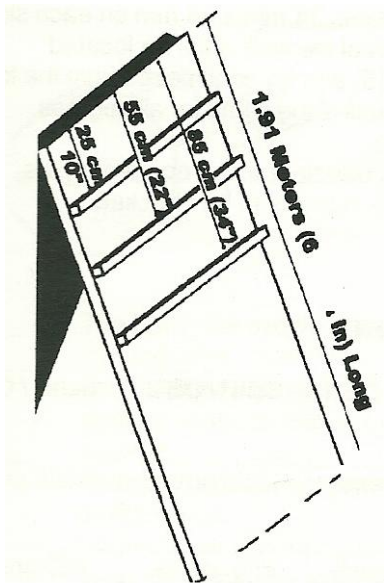
Width: 1.5 metres

Nonflexible (rigid) top.



1.8-METRE SCALING WALL

1.3-metre base



The dimensions of the two sides of the scaling wall are 1.91 metres long by 1.5 metres wide. The wall shall be constructed of sturdy materials and reinforced to make it rigid.

The scaling wall must be covered with non-skid material that extends from the lowest cleat on one side of the scaling wall over the top to the lowest cleat on the other side. Three cleats 24 mm x 48 mm on each side, that extend the width of the wall, shall be located approximately 25, 55, and 85 centimetres from the top edge. The scaling wall is the same for all degrees.

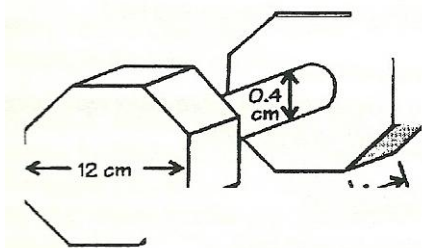
At the beginning of obedience, the equipment, as specified by the trial rules, is to be checked.

DUMBBELLS

DUMBBELL WEIGHTS

	SchH / OB 1	SchH / OB 2	SchH / OB 3
flat retrieve	650 grams	1,000 grams	2,000 grams
for one-metre	650 grams	650 grams	650 grams
for scaling wall	650 grams	650 grams	650 grams

All participants are required to use the specified dumbbells, which the hosting club will make available at the trial.



- The bar in the middle of the dumbbell, which the dog grips, must not exceed 12 cm in length and 0.4 cm in diameter.
- Spitting on the dumbbell by the handler is not allowed.
- Practice jumps are not permitted during the performance.
- Varies 12 cm according to weight.
- In all the retrieving exercises, the dumbbell may not be placed in the dog's mouth prior to the retrieve.
- The dog is to accompany the handler when the handler goes to pick up the dumbbell. The dog may sit as the handler picks up the dumbbell, but no further than 1 metre away.

HANDLER'S BLIND

One blind must be provided for use by SchH 3 / IPO 3 and OB 3 handlers while their dogs are on the long down. As a courtesy, the host club may provide a chair. The handler blind must be placed within the trial field.

PISTOL AND AMMUNITION

Gunfire will be from a 6-mm or .22-calibre pistol with a closed barrel that does not release a projectile.

B - TRIAL PROCEDURE

BEGINNING OF EXERCISES

The judge gives the order to begin every exercise.

If a handler mixes up the order of individual obedience exercises (performs one out of order), the judge is obligated to interrupt the "false exercise" with an instruction to the handler to show the correct exercise next. No point deduction will be made for this error.

REPORTING IN

At the beginning of each trial section, handlers must report in to the trial judge in a sportsmanlike manner. The carrying of play articles, toys, or food is not permitted.

BH - The handler enters the field with his dog on lead and reports in the basic position.

SchH A, SchH 1, 2, 3 and OB 1, 2, 3 - The handler enters the field with his dog heeling free and reports in at the basic position. Throughout the obedience section, the dog wears a collar and the handler carries the lead with him at all times. The lead may be fastened around the handler's body with the clasp to the opposite side of the dog, or may be placed in the handler's pocket.

PHYSICALLY HANDICAPPED - If a handler cannot correctly demonstrate part of an exercise because of a physical handicap, he must inform the judge of this prior to the beginning of the trial. If the handler's handicap does not allow the dog to heel on the handler's left side, the dog may heel on the right side.

BASIC POSITION AND START OF EXERCISES

Every exercise begins and ends with the basic position. In the basic position, the handler stands with a sporty posture (straight posture, feet squarely under the hips and hands at sides, straight down). A splay-legged stance is not permitted in any exercise. The dog sits straight, on the left side and next to his handler, with his right shoulder blade at the handler's knee.

Assuming the basic position is allowed only once.

The basic position at the end of the previous exercise can be used as the starting position for the following exercise. It is also permissible for the handler to assume a new basic position. On small trial fields, the judge may require the handler to start all exercises from the same starting point. The handler should look to the judge before beginning the new exercise.

DEVELOPMENT OF THE EXERCISES

The build up or development of all obedience exercises occurs forward out of the basic position. On the judge's signal, the handler must show a minimum of 10 paces to a maximum 15 paces as the development for the following exercises before the command may be given:

- Sit out of Motion
- Down out of Motion (SchH 3, in each gait)
- Walking Stand
- Running Stand
- Send-away

Errors in the basic position and development of the exercise must be considered in judging the individual exercises.

THREE-SECOND PAUSE

Before every finish after a front sit (as in a recall or retrieve), as well as after returning to the dog (as in the moving sit or walking stand), a distinct pause of about three (3) seconds is to be observed (or upon the judge's signal). A similar three-second pause is to be made during the long down exercise, prior to downing the dog from the basic position and also when returning to the dog and giving the "sit" command on the pick up.

HANDLER'S DISTANCE FROM THE DOG

The Trial Rulebook prescribes a minimum of 30 paces in those portions where the handler must proceed away from the dog. It is up to the handler to decide if he/she wants to go further than the prescribed minimum number of paces. The judge may stop a handler from distancing himself/herself too far from the dog.

PRAISE

Praising the dog is allowed after every completed exercise, but only in the basic position. After that, the handler may take a new basic position, or, between praising and starting a new exercise, a distinct pause of three (3) seconds is to be observed (or upon the judge's signal).

Between exercises, value is to be placed on the dog remaining constantly at heel. Releasing the dog and playing is not permitted, although light praise is permitted without breaking heeling.

BODY HELP

Body help from the handler is not permitted and, if used, will result in a point deduction.

VOICE COMMANDS

The prescribed commands are established in the Trial Rules. When recalling the dog, the dog's name may be used *instead* of the command "Hier" / "Come." However, use of the dog's name *in combination with* the command will be counted as a double command and penalized by a point loss, except in the case of the blind search in the protection phase

of the trial. Otherwise, all commands should be one word. Once a particular command is given, that command must remain the same throughout the trial for that exercise or action.

If a dog fails to perform an exercise after three commands are given, the exercise is terminated and no points are given for it.

Penalties for additional commands:

- **1st extra command:** that part of the exercise rated "satisfactory."
- **2nd extra command:** that part of the exercise rated "insufficient."

ABOUT TURNS

About turns are to be performed as left about turns (German turn), however, the dog may either circle around the handler, or back up in place (FCI international turn) and stay in heel position as the handler makes the turn. In any instance, the handler and dog must execute the same about turn throughout the obedience phase.

FRONTS AND FINISHES

The dog must sit in front fast, close and straight. Upon command, after the required three-second pause or on the judge's signal, the dog must take up the ending basic position (go from "front" to "finish") fast and close. The dog may perform the "finish" by going around (behind) the handler or by executing a military (flip) finish from in front of the handler.

RETURNING TO THE DOG

The handler may return from the front or by going around (behind) the dog.

DESCRIPTION OF EXERCISES

HEEL ON LEAD

Commands: "*Fuss*" / "Heel"

The BH is the only class that has the on-lead heeling exercise. This exercise is worth 15 points.

At the command "*fuss*" / "heel," the dog must always go with the handler willingly, attentively and close, with his shoulder blade even with the handler's knee through all changes of pace, turns and in the group.

While heeling on lead, the lead is held in the left hand and must have slack during the exercise.

The dog must travel straight next to the handler and, whenever the handler stops, he must automatically sit fast and straight beside the handler and must remain calm and attentive.

BEHAVIOUR DURING CHANGE OF PACE

The change of pace from fast to slow must take place without any "normal" transition steps in between. The handler must show distinct differences in speed:

- Normal walking should be shown at a natural stride;
- The fast should be natural, not over-hurried running or sprinting; and
- The slow should likewise be a natural pace.

The command "*fuss*" / "heel" is permitted only at each start from the basic position and at the changes of pace.

GROUP

Heeling through the group of moving people is to be shown on lead and off lead in trial level BH and off lead **only** in trial levels SchH A, 1, 2, 3 and OB 1, 2, 3.

The handler and the dog walk through a moving group, consisting of at least four people. In the group, the handler must heel the dog around two people, once to the left and once to the right. The handler must come to a halt at least once near a person in the group to complete the exercise. The judge is entitled to ask the handler to repeat the exercise. The handler and the dog leave the group and assume the basic position. In the BH, the lead is removed outside the group in the basic position after the on-lead portion. The dog may be praised in the basic position before the lead is removed and starting the off-lead heeling. The handler and dog should be facing the group during this procedure.

HEEL OFF LEAD

Commands: "*Fuss*" / "Heel"

Trial Level BH, SchH A, 1, 2, 3 and OB 1, 2, 3

The off-lead heeling begins in the BH with the group work and after leaving the group, a new basic position must be established for the rest of the off-lead heeling. In SchH A, 1, 2, 3 and OB 1, 2, 3, off-lead heeling is the start of obedience. In SchH A, 1, 2, 3 and OB 1, 2, 3, the group heeling concludes the heeling exercise and light praise is permitted, but only after attaining the final basic position.

THE GUNSHOTS

The firing of the gunshots is done during the free heeling on the first straight leg of the pattern and during the "down under distraction." Two shots will be fired five seconds apart. The first shot is fired after the handler has walked a distance of about 15 paces. In SchH 3 / OB 3, care must be taken to ensure that the handler of the dog on the "down" is out of the dog's sight.

In evaluating the gunshots, the judge must consider if the reaction is a training error. For example, if a dog gets up on the long down, the judge must determine if it was connected with the gunshots or a training problem.

In doubtful cases, the judge is obligated to assess the dog's gunshot indifference by first instructing the handler to put the dog on lead. Shots will then be fired by the judge at a distance of about 15 paces, during which the dog must remain on a loose lead.

If a dog proves to be gun shy, it will immediately be eliminated from the trial. No points will be awarded.

MOVING EXERCISES

The dog is to perform the sit, down and stand exercises after a single command. The handler may give an additional command immediately after the first command, although this will be penalized and considered faulty.

If, at the command, the dog performs a different exercise (for example, the dog lies down on the moving sit exercise), a partial score will be given and the exercise will be rated insufficient (see the individual exercises).

If the dog does not respond to the command, but continues following the handler, **one** additional command (for a total of three) may be given before the exercise is terminated. Rating: see "Voice Commands."

DIVISION OF THE EXERCISES

Two-part exercises such as the "down with recall" and "running stand" should be divided in order to obtain a differential judgement. The division occurs in:

- **Implementation:** Basic Position - Development (Build-Up) - Exercise Execution
- **Recall:** Recall - Sit in Front - Finish - Basic Position

In judging each exercise, the behaviour of the dog is to be attentively observed beginning with the basic position up to the end of the exercise. Partial points can only be given if an exercise is shown completely.

SCORING CRITERIA FOR THE IMPLEMENTATION

- **Behaviour in the Basic Position:** Sits straight / crooked at heel - Sits calmly / restlessly - Crowds at sit.
- **Behaviour in the Development:** Forges - Lags - Heels attentively - Crowds the handler at heel - Receives handler help - Development is too short.
- **Behaviour in the Exercise Execution:** Reacts promptly to command - Executes command quickly - Sits / lies / stands calmly / restlessly - Receives handler help - Performs command incorrectly.

SCORING CRITERIA FOR THE RECALL

- **Behaviour in the Recall** - Reacts quickly / hesitantly to command - Does not remain lying / standing - On command, comes quickly / slowly / hesitantly to the handler - Alters speed of gait in the recall - Comes directly or in a curve to the handler - Receives handler help or additional commands.
- **Behaviour in the Front Sit** - Doesn't sit in front and goes immediately to the heel position or remains standing - Sits hesitantly in front and presses against the handler - Sits in front closely / far away / crooked or to the side - Runs past the handler - Receives handler help to sit in front.
- **Behaviour in the Finish Exercise (coming to heel)** - Comes to heel tightly, quickly, in a wide arc or hesitantly - Does not perform the finish - Receives handler help or additional commands.
- **Behaviour in the Basic Position** - Sits straight / crooked at heel - Sits calmly / restlessly - Crowds at sit.

SIT OUT OF MOTION

Commands: "Fuss" / "Heel" , "Sitz" / "Sit"

Trial Level	BH	SchH A	SchH 1 OB 1	SchH 2 OB 2	SchH 3 OB 3
Points	10	10	10	10	10

From the basic position, the handler goes out straight ahead at a normal pace with his free-heeling dog. At a minimum of 10 paces and not to exceed 15 paces, the "sitz" / "sit" command is given and the dog must sit fast and straight without the handler interrupting his pace or looking sideways or backwards at the dog. The dog must sit quietly. After walking at least 30 paces further, the handler stops and immediately turns around towards the dog. On the judge's signal, the handler returns to the dog and takes up the basic position on the dog's right side.

Basic position, 10-15 normal paces, "sit" command, minimum of 30 normal paces, basic position.

DOWN OUT OF MOTION WITH RECALL

Commands: "Fuss" / "Heel", "Platz" / "Down" and "Hier" / "Come" OR dog's name, "Fuss" / "Heel"

Trial Level	BH	SchH A	SchH 1 OB1	SchH 2 OB2	SchH 3 OB3
Points	10	10	10	10	10

DIVISION OF THE EXERCISES

The down with recall is divided into two parts: implementation and recall, each worth five (5) points.

BH, SchH A, SchH 1, 2 / OB 1, 2 - The handler goes straight out at a normal pace from the basic position with his dog heeling free. Within a minimum of 10 paces and not to exceed 15 paces, the dog, on the command "platz" / "down," must lie down fast and straight without the handler interrupting his pace or looking around backwards. After at least 30 further paces, the handler stops and immediately turns around to face the dog. On the judge's signal, he recalls the dog, either with the command "hier" / "come" OR the dog's name.

The dog must come to the handler willingly, rapidly and directly and must sit close and straight in front of the handler. On the command "fuss" / "heel," the dog must rapidly go to the basic position. The handler is not permitted to change his position during this exercise.

If the dog remains standing or sits at the "platz" command, five (5) points will be deducted.

Basic position, 10-15 normal paces, "down" command, minimum of 30 normal paces, "come" command, basic position.

SchH 3 / OB 3 - From the basic position, the handler goes straight ahead a minimum of 10 and no more than 15 normal paces, then gives the command "fuss" / "heel" and goes into the running pace. After a further minimum of 10 and no more than 15 running paces, the dog, on the command "platz" / "down," must lie down fast and straight without the handler interrupting his pace or looking around backwards. After at least 30 paces, the handler stops and immediately turns around to face the dog. On the judge's signal, he recalls the dog, either with the command "hier" / "come" OR with the dog's name.

The dog must come to the handler happily, rapidly and directly and must sit close and straight in front of the handler. On the command "fuss" / "heel," the dog must rapidly go to the basic position. The handler is not permitted to change his position during this exercise.

If the dog remains standing or sits at the “*platz*” / “down” command, five (5) points will be deducted.

Basic position, 10-15 normal paces, 10-15 fast paces, “down” command, minimum of 30 running paces, “come” command, basic position.

STAND WHILE WALKING

Commands: “*Fuss*” / “Heel”, “*Steh*” / “Stand”, “*Sitz*” / “Sit”

Trial Level	BH	SchH A	SchH 1 OB 1	SchH 2 OB 2	SchH 3 OB 3
Points	-	-	-	10	10

From the basic position, the handler goes straight out with his dog heeling free. Within a minimum of 10 paces and not to exceed 15 paces, on the command “*steh*” / “stand,” the dog must immediately stop and stand still without the handler breaking stride or looking sideways or backwards at the dog. After at least 30 further paces, the handler stops and immediately turns around toward the dog. On the judge's signal, the handler returns to the dog, positions himself on the dog's right side and, after a three-second pause or at the judge's signal, commands the dog to sit.

If the dog sits or lies down on the “*steh*” / “stand” command, five (5) points will be deducted.

Basic position, 10-15 normal paces, “stand” command, minimum of 30 normal paces, basic position.

STAND WHILE RUNNING WITH RECALL

Commands: “*Fuss*” / “Heel”, “*Steh*” / “Stand”, “*Hier*” / “Come” or dog's name, “*Fuss*” / “Heel”

Trial Level	BH	SchH A	SchH 1 OB 1	SchH 2 OB 2	SchH 3 OB 3
Points	-	-	-	-	10

DIVISION OF THE EXERCISES

The running stand is divided into two parts: implementation and recall, each worth five (5) points.

SchH 3 - From the basic position, the handler runs straight out with his dog heeling free. Within a minimum of 10 paces and not to exceed 15 paces, on the command “*steh*” / “stand” the dog must immediately stop and stand still without the handler breaking stride or looking sideways or backwards at the dog. After at least 30 further paces, the handler stops and immediately turns around toward the dog. On the judge's signal, the handler recalls the dog with the command “*hier*” / “come” or the dog's name. The dog must come in willingly, fast and straight, and must sit close in front of the handler. The handler is not permitted to change his position during this exercise.

On the command “*fuss*” / “heel,” the dog must rapidly take the basic position.

If the dog sits or lies down on the “*steh*” / “stand” command, five (5) points will be deducted.

Basic position, 10-15 running paces, “stand” command, minimum of 30 running paces, “come” command, basic position

RETRIEVING EXERCISES

While the handler is picking up the dumbbell from the dumbbell stand, the dog must remain under control. The dog must accompany the handler during the dumbbell pick up to within a minimum of one metre.

Practice jumps during the trial are prohibited. The handler may not place the dumbbell in the dog's mouth prior to the retrieving exercises.

If the dumbbell, as a result of an awkward throw, falls wide to the side, the handler is free to ask the judge for permission to re-throw. The dog must remain in the basic position or be left in a down while the handler retrieves the poorly thrown dumbbell. If the dog is left in the basic position, the handler must return to the original basic position. If the dog is left in a down, a new basic position is assumed.

SCORING - Dropping the dumbbell, hesitantly picking it up, restless behaviour, sluggish retrieving and playing with or mouthing the dumbbell will be penalized by a maximum of four (4) points.

In the overall scoring of the exercise, special value is to be placed upon calm and firm holding of the dumbbell.

If the dog does not release the dumbbell after three (3) commands, the exercise is terminated and the judge will award zero (0) points and an “insufficient” rating.

RETRIEVE ON THE FLAT

Commands: “Bring” / “Fetch”, “Aus” / “Out”, “Fuss” / “Heel”

Trial Level	BH	SchH A	SchH 1 OB 1	SchH 2 OB 2	SchH 3 OB 3
Points	-	10	10	10	10

Until the dog receives the command to “bring” / “fetch,” it must remain quietly sitting free in the basic position. The dumbbell must be thrown approximately 10 metres away. The command “bring” / “fetch” will be given when the dumbbell is lying still. The dog must run briskly to the dumbbell, immediately pick it up and bring it rapidly and directly back to the handler. The dog must sit close and straight in front of the handler, holding the dumbbell firmly and calmly in his mouth until the handler takes it from him after a three-second pause, or at the judge's signal, with the command “aus” / “out.”

The handler must hold the dumbbell on the right side of his/her body (not tucked high under the arm). After a three-second pause, or at the judge's signal, the handler commands the dog with the command “fuss” / “heel” into the ending basic position. The handler is not permitted to change his position during the entire exercise. If the handler leaves his position before the exercise is completed, the exercise will be rated “insufficient.”

RETRIEVE OVER THE ONE-METRE JUMP

Commands: "Hopp"/"Jump", "Bring" / "Fetch", "Aus" / "Out", "Fuss" / "Heel"

Trial Level	BH	SchH A	SchH 1 OB 1	SchH 2 OB 2	SchH 3 OB 3
Points	-	15	15	15	15

The handler must take the basic position in front of the hurdle in such a way that it is possible for the dog to make a clean jump. The dog must remain sitting quietly in the basic position until he is given the command "hopp"/"jump." The dumbbell is to be thrown far enough so that the dog is able to show a clean return jump.

The command "hopp"/"jump" must be given when the dumbbell is lying still. The command "bring" / "fetch" is given during the outward jump while the dog is in the air and before the dog touches the ground on the opposite side of the hurdle.

The dog must jump cleanly and run briskly to the dumbbell, immediately pick it up, and return rapidly and directly back to the handler. The dog must sit close and straight in front of the handler, holding the dumbbell firmly and calmly in his mouth until the handler takes it from him after a three-second pause, or at the judge's signal, with the command "aus" / "out."

The handler must hold the dumbbell on the right side of his/her body (not tucked high under the arm). After a three-second pause, or at the judge's signal, the handler commands the dog with the command "fuss" / "heel" into the ending basic position. The handler is not permitted to change his position during the entire exercise. If the handler leaves his position before the exercise is completed, the exercise will be rated "insufficient."

SCORING - The dog is scored on the following points:

- Basic position;
- Dog's attitude before the command: restless behaviour = up to four (4) points deducted;
- Reaction to the command and outward jump: touching = jump rated "good" / pushing off = "satisfactory" / pushing very hard = "insufficient" (*Note: the degree of pushing off is also considered in this scoring*);
- Pickup: slow pickup, dropping or playing with the dumbbell = up to four (4) points deducted;
- Return jump: touching = jump rated "good" / pushing off = "satisfactory" / pushing very hard = "insufficient;"
- Sit in front: mouthing, chewing = up to four (4) points deducted;
- Three-second pause;
- Release of dumbbell;
- Failure to release after three (3) commands: exercise is terminated;
- Three-second pause;
- Finish.

A partial score is possible when two out of the three necessary criteria (outward jump, retrieve, return jump) are fulfilled.

Example:

Clean jumps (both) and faultless retrieve = 0 points deducted.

Outward and return jump performed without retrieve = 5 points deducted.

Outward or return jump done with retrieve = 5 points deducted.

SCALING WALL

Commands: "Hopp" / "Jump", "Bring" / "Fetch", "Aus" / "Out", "Fuss" / "Heel"

Trial Level	BH	SchH A	SchH 1 OB 1	SchH 2 OB 2	SchH 3 OB 3
Points	-	15	15	15	15

The handler must take the basic position in front of the scaling wall in such a manner as to allow the dog to scale the wall correctly. The dog must sit quietly in the basic position until he is given the command "hopp" / "jump." The dumbbell must be thrown far enough that the return jump can also be shown in correct scaling form. The command "bring" / "fetch" is given as the dog goes over the scaling wall and before the dog touches the ground on the other side on his way to pick up the dumbbell.

The dog must scale the wall quickly and run briskly to the dumbbell, immediately pick it up, and return rapidly and directly over the wall back to the handler. The dog must sit close and straight in front of the handler, holding the dumbbell firmly and calmly in his mouth until the handler takes it from him after a three-second pause, or at the judge's signal, with the "aus" / "out" command.

The handler must hold the dumbbell on the right side of his/her body (not tucked high under the arm). After a three-second pause, or at the judge's signal, the handler commands the dog into the ending basic position. The handler is not permitted to change his position during the entire exercise. If the handler leaves his position before the exercise is completed, the exercise will be rated "insufficient."

SCORING - A partial score is possible when two out of the three criteria (outward jump, retrieve, return jump) are performed.

Example:

Clean jumps (both) and faultless retrieve = 0 points deducted.

Outward and return jump performed without retrieve = 5 points deducted.

Outward or return jump done, retrieve done = 5 points deducted.

The above is assuming all else is done correctly. Other faulty behaviours must be penalized appropriately.

SEND AWAY

Commands: "Fuss" / "Heel", "Voraus" / "Go Out", "Platz" / "Down", "Sitz" / "Sit"

Trial Level	BH	SchH A	SchH 1 OB 1	SchH 2 OB 2	SchH 3 OB 3
Points	-	10	10	10	10

The judge designates the start position. On a further signal from the judge, the handler, with his free-heeling dog, proceeds forward a minimum of 10 paces and not to exceed 15 paces straight ahead in the designated direction. At the command "voraus" / "go out," the dog must run rapidly in a straight line away from the handler for a distance of at least 30 paces while the handler stands still. While giving the command "voraus" / "go out," the handler may raise the arm smoothly and without undue influence upon the dog. On the judge's signal, the handler gives the verbal command "platz" / "down." The dog must lie down immediately. The handler may keep his arm raised until the dog assumes the down position.

On the judge's signal, the handler goes to the dog's right side and, after a three-second pause, or at the judge's signal, commands the dog "sitz" / "sit" into the basic position.

Basic position, 10-15 normal paces, "go out" command, minimum of 30 normal paces, "down" command, basic position

Scoring - Repeated raising of the arm is not permitted. Sideways deviation, hesitant or premature lying down and premature standing up of the dog while being picked up will result in a partial score.

DOWN UNDER DISTRACTION

Commands: "Platz" / "Down", "Sitz" / "Sit"

Trial Level	BH	SchH A	SchH 1 OB 1	SchH 2 OB 2	SchH 3 OB 3
Points	10	10	10	10	10

BH

The handler will heel with his dog on lead to the location designated by the judge. At the beginning of the obedience routine of another dog, and on the judge's signal, the handler gives the "platz" / "down" command from the basic position. The handler should unleash the dog and put the leash away before giving the "platz" / "down" command. No leash or other article is to be left with the dog. The handler moves away to a distance of 30 paces and stands with his back to the dog. In doing this, the handler may not leave the field.

During the down, the dog must remain lying quietly. On the judge's signal, the handler goes to the dog's right side and, after a three-second pause, or at the judge's signal, commands the dog "sitz" / "sit" into the basic position. The handler should put the leash back on the dog while in the basic position and before heeling to the location designated by the judge.

SchH A, SchH1, 2, 3 / OB 1, 2 3

The handler will heel with his dog off lead to the location designated by the judge. At the beginning of the obedience routine of another dog, and on the judge's signal, the handler gives the "platz" / "down" command from the basic position. No leash or other article is to be left with the dog. The handler moves away to a distance of 30 paces. In the SchH 3, the handler is out of sight of the dog (usually in a blind provided for the purpose). For all other levels, the handler shall stand with his back to the dog. Handlers may not leave the field.

During the down, the dog must lie quietly. On the judge's signal, the handler goes to the dog's right side and, after a three-second pause, or at the judge's signal, commands the dog "sitz" / "sit" into the basic position.

SCORING - If the dog sits or stands up, lies restlessly or moves up to three metres from his "down" spot, a partial score will result.

If the dog leaves the "down" spot by more than three metres before the completion of the other dog's "flat retrieve," no partial score will be given.

If the dog approaches the handler as he comes to pick the dog up, the exercise will be rated "satisfactory."

Whenever possible, bitches are to be placed on the "down" at a spot separate from where the males are placed.

SPECIAL NOTES FOR THE BH DEGREE

In the BH test, if the dog leaves the down position by more than three metres, no partial score is possible. If the dog comes toward the handler on the pickup, the exercise will be scored with a rating of "satisfactory" and be subject to further deductions for other faults.

PHASE C PROTECTION WORK

GENERAL JUDGING CRITERIA FOR THE PROTECTION WORK

Rating protection work is of great significance for the breeding selection of working dogs. For this reason, the assessment of the protection work has the highest priority. It is essential to differentiate natural and useful performance aptitudes from learned behaviours.

In a suitable location, six (6) blinds are to be set up in a staggered fashion, three on each side of the field. The necessary markings must be clearly visible for the handler, the judge and the helper. The location for each exercise in protection must be marked out on the trial field, such as the place each exercise begins and the direction of the exercise - this is also required in local trials.

HELPER GUIDELINES

The helper in phase "C" is the judge's assistant on the day of the trial.

Before the beginning of protection work, the helper will be instructed by the judge. The helper must perform according to the instructions of the judge.

From 2009 on, only GSSCC certified helper are allowed to work in sanctioned trials.

The helper must wear protective clothing, including appropriate footwear, pants, jacket and protection sleeve.

At all GSSCC-sanctioned events, the leather-covered "soft" stick is the only type of stick allowed by the FCI / WUSV for protection work. The "stick hits" required by the trial rules are to be carried out in a manner that complies with local animal protection regulations. The sleeve must be equipped with a bite bar and the sleeve cover must be made from burlap (jute) in a natural colour. If it is necessary for the helper to keep an eye on the dog in the guarding phase (as in the dog circling the helper), the helper is not required to stand still, although he is not permitted to make any threatening or defensive movements. The helper must protect his body with the sleeve.

The helper must follow the handler's instructions during the disarming in accordance with the trial rules. It is up to the handler in which way he/she chooses to take the soft stick from the helper.

In club trials, it is permissible to work with one helper. If there are more than six (6) dogs entered at one examination level, it is mandatory to use two helpers. At trials at a regional or national level, such as championships or qualification trials, a minimum of two helpers must be used. In all these events, it is permitted to use a helper who lives in the same household as one of the handlers.

Dogs will be disqualified if they:

- are out of control;
- do not release after a defence exercise or release only after the handler takes physical measures;
- bite any other part of the helper's body than the protective sleeve.

No TSB rating will be given.

For dogs that fail during a defensive exercise or get chased away, phase "C" is to be terminated. The dog does not receive a score in the protection phase. However, the dog must receive a TSB rating.

The most important criteria for the assessment of protection work are:

- ***Ausgeglichene Triebveranlagung*** - Well-balanced drives;
- ***Selbstsicherheit*** - Self-confidence;
- ***Belastbarkeit*** - Ability to work under pressure; toughness; resilience;
- ***Nervenfestigkeit*** – Steadfast, sound nerves;
- ***Führigkeit*** - Willingness to take direction (commands), responsiveness to the handler.

THE PHASES OF PROTECTION WORK

The protection work is divided into three phases, under which the most variable temperament and drive attributes will be discussed. The phases are divided as follows:

Note: the following are in their order of importance in evaluating the dog.

- Search and hold exercises (including guarding phases);
- Engagement with the helper;
- Controllability of the dog (obedience, optimal handler-dog relationship).

SEARCH EXERCISES

In the searching exercises, self-confidence and nerve steadiness, direct ability and controllability are of great significance.

Assessment criteria for the search:

- Intense
- Goal oriented, purposeful
- Goes directly to the blind indicated
- Dog is readily guided and directed
- Close, tight and attentive running around the blind

HOLD AND BARK

The dog must, without handler help, hold the helper attentively and closely, with intensity and self-confidence, barking energetically and continuously until called out. There are no commands allowed in the hold and bark. Special merit is placed upon self-confident and intense behaviour shown by the dog.

Assessment criteria for the holding phases - Holding:

- Focused, attentive

- Close
- Intense
- Persistent right up to the call out
- Self-sure and confident

Assessment criteria for the holding phases – Barking:

- Continuous, sustained
- Energetic/enthusiastic
- Convincing

THE ENGAGEMENT SEQUENCES

The engagement sequences consist of three phases. In these phases, the dog shows his determination, self-confidence and ability to withstand pressure (TSB).

The phases of the fighting sequences are:

- Readiness to engage and take defensive action (defence drive);
- Periods of pressure/stress (ability to take pressure, including during the stationary phase before the "out");
- Guarding.

FIGHT AND DEFENCE READINESS (Defence Drive) - Escape, defence, re-attack (by the helper), counter-attack (by the dog).

Assessment criteria for defence drive:

- Determination
- Self-confidence
- Forceful, calm and full grip

PRESSURE PHASE

The dog must work energetically and self-confidently in all periods of stress. The dog must be unimpressed and withstand the helper's attempt to influence him by pressure and stick hits.

Assessment criteria for the pressure phases:

- Energetic
- Self-confident
- Unfazed (includes maintaining the grip)

GUARDING PHASES

The dog must guard (hold) the helper with intensity, self-confidence and attentiveness.

Assessment criteria for the guarding phase:

- Close
- Attentive

CONTROLLABILITY

Controllability is the readiness of the dog to show obedience throughout the entire protection work. It is particularly evident in the exercise portions dealing with the blind search, the transports, heeling, the downs, the "outs" and in the guarding phases.

Assessment criteria for controllability:

- Controllability during the reporting in and during the blind search
- Outs correctly
- Heeling close in combination with attentive watching of the helper
- Fast response (coming to the handler) on the call out

THE GRIP

The grip has fundamental meaning in the assessment of the protection work. Through evaluation of the grip, the trial judge has the opportunity to discern and emphasize the quality of the dog being judged.

In all phases, the grip must be fundamentally full, hard, forceful, calm and steady.

The evaluation of the quality of the dog on the basis of his grip behaviour must take place throughout the entire protection routine. At the same time, the helper's behaviour, among other things, is to be taken into consideration.

In judging the escape, attention is to be given not only to the fullness of the grip, but priority consideration must be given to the effective hindering of the escape.

THE OUTS

After a fighting sequence stops, the dog must let go without assistance from the helper. The handler may give the first "out" command on his own (without direction from the judge) within a reasonable amount of time (4-5 seconds). If the dog does not "out" after the first command, the judge signals the handler to give possibly two further "out" commands.

When giving the command "*aus*" / "out," the handler must stand quietly, without exerting other influence on the dog.

In the evaluation of the "out," the following factors are to be considered:

- The helper must stand still on the judge's signal;
- The dog must immediately release when commanded;
- One "out" command is allowed without point loss; and
- The dog must guard the helper.

CRITERIA FOR SCORING THE "OUT" IN THE PROTECTION WORK:

The following scores apply only to the "out." Other incorrect behaviour by the dog will be judged according to the customary scoring system

Action	Point Deduction
The dog outs immediately with or without a command.	No deduction
The dog outs slowly to very slowly, re-bites or bumps several times (without ADDITIONAL command).	Up to 3 points
The dog outs immediately on the second "out" command.	3 points total
The dog outs slowly to very slowly after the second command, re-bites or bumps several times.	3.5 to 6 points
The dog outs immediately on the third "out" command.	6 points total
The dog outs slowly to very slowly on the third "out" command.	6.5 to 9 points total

ADDITIONAL COMMENTS

The handler has to give the first "out" command in a self-determined suitable period of time (approximately 4 or 5 seconds). The two additional commands, if needed, are given on the judge's signal.

If a dog fails to "out" after the third command, the protection work will be terminated.

When giving the "out" command, the handler is to stand quietly; he may not go towards the dog. Additional verbal/visible commands or other influences will lead to termination of the work. If the dog's name is used, this is scored as an additional command. An exercise will be rated "faulty" if the dog receives the helping command "*platz*" / "down" in order to make the dog release the grip.

Protection work will be terminated if the dog will not release except through physical influence by the handler.

Protection work will be terminated if the dog is given a "*platz*" / "down" command in order to make the dog stay by the helper.

ASSESSMENT OF THE NATURAL TENDENCIES SHOWN BY THE DOG (TSB Assessment)

Assessment criteria:

"*Triebveranlagung*" - Drive During Conflict

"*Selbstsicherheit*" - Self-Sureness

"*Belastbarkeit*" - Ability to Take Stress

"Controllability" is specially evaluated with an influence on the total rating, however, no written entry about that is made in the performance book.

Assessments for TSB:

Pronounced = *a* (*ausgeprägt*)

Present = *vh* (*vorhanden*)

Insufficient = *ng* (*nicht genügend*)

PRONOUNCED - Requirements of pronounced TSB:

- Sense of physical strength
- Sense of psychological strength
- Inner confidence and fearlessness
- Urge to dominate
- Hardness

Self-confident, intense, goal-oriented and secure gripping and holding, without negative reactions to the stick hits, and close and attentive watching in the holding and guarding phases.

Small deviations from the above statements/opinions will still allow an "a" rating under certain circumstances.

PRESENT - Deficiencies in, for example, the self-confidence, in goal-oriented behaviour, in grip and stick behaviour, as well as in the guarding phases.

INSUFFICIENT - Lacking self-sureness, strong deficiencies with respect to hardness, and disinterest in the helper.

If the dog leaves the helper by a distance of more than three metres before the judge signals the handler to approach, protection work will be terminated.

REPORTING IN

In every case, at the beginning of protection, the handler must report to the judge unless the judge has instructed otherwise.

During the entire protection work, special value is placed on the dog's willingness to obey. If the handler cannot report with his dog properly (i.e. the dog breaks away and runs to the blind), the handler is allowed three commands to call his dog back. If the dog does not return after three commands, protection will be terminated because of disobedience.

COLLAR AND LEAD

As covered in the General Rules and Regulations in the beginning of this rulebook, the handler must carry a lead throughout the entire course of the trial and the dog must wear a collar at all times.

The handler must carry the lead in all trial levels and in all phases including SchH / IPO 3. The lead must be carried out of sight in a pocket, or must be hung around the body in such a way that the catch is on the side opposite from the dog.

Schutzhund 1 protection - maximum points: 100

SEARCH FOR THE HELPER (5 points)

On the judge's signal, from the basic position between blinds four and five, the handler sends his dog to search while remaining in the centre of the field.

The dog will be sent by means of verbal commands and/or visible signals. Only one command may be used in sending the dog, i.e. "*revier*," "*voran*" or "search." The handler

must show two (2) blinds with his dog. The handler must remain on the centreline and may move down the field until the dog enters blind No. 6 or the judge signals the handler to stop.

The dog must be in front of the handler at all times. At each blind when the search command is given, the dog must go directly and purposefully to the blind with intensity and single mindedness and must look into the blind or run around it closely. The dog must circle the blind within three (3) metres. Just looking in is permitted. Omitting the search and sending the dog directly to the helper is not allowed and may terminate protection work. If the dog does not find the helper in the blind, the handler may resend him. After being sent unsuccessfully three times to the helper, protection is terminated. TSB rating will be noted as a dash (-).

Scoring – it is faulty (among other things):

- not to assume the basic position before beginning the search;
- to use additional verbal or visual signals than those allowed;
- to not adhere to the imaginary centre line or to a normal pace;
- for the dog to perform widely sweeping (not purposeful) searches;
- for the dog not to search the blinds deeply enough.

HOLD AND BARK (5+5 points)

The dog must confront the helper actively and attentively and bark continuously. The dog is not permitted to jump on or grip the helper. After the dog has barked for approximately 20 seconds, the handler approaches the blind upon receiving a signal from the judge and stops about five (5) paces away from it, facing the helper.

On the judge's signal, the handler calls his dog out of the blind into the basic position. As an alternative, the handler is permitted to pick up the free-heeling dog out of the blind. If the pick-up method is used, the dog may not be touched by the handler. The dog's obedience to the commands will be judged. Both variations are rated the same. In either case, there must be sufficient room for the helper to leave the blind and set up for the escape.

There are no commands allowed in the hold and bark. Special merit is placed upon self-confident and intense behaviour shown by the dog.

SCORING - The exercises "HOLD" and "BARK" are to be scored in all trial levels as a whole. However, in order to be able to make a uniform score, five (5) points for the "HOLD" and five (5) points for the "BARK" are provided.

Incorrect conduct for the "HOLD" includes, among other things:

- Inattentiveness;
- Temporarily leaving the helper;
- Disassociation and/or uncertainty at the helper;
- Dog allows himself to be distracted from the helper;
- Dog looks to or moves towards the handler;
- Bothering the helper by jumping on him, bumping, light touching;
- Lightly or strongly gripping, or gripping and holding tightly;
- Leaving the helper and going towards the handler as he/she approaches the blind (partial score);
- If the dog bites immediately and holds on, the whole exercise is rated "insufficient."

LEAVING THE HELPER

If the dog leaves the helper after having found him, and before the handler leaves the midline, the handler may, on the judge's signal, send the dog in again. If the dog then stays close to the helper, the Hold exercise will be rated "insufficient." If the dog refuses or leaves the helper again, phase "C" is to be terminated and the fighting drive will be rated "insufficient."

If the dog comes to the handler when he approaches the blind or the dog returns to the handler prior to receiving the verbal command, a partial score is given reflecting a rating of "insufficient" (0-6.5 points), but the protection work is allowed to continue.

Incorrect conduct for the "BARK" includes, among other things:

- No bark;
- Beginning the barking late;
- Barking only briefly;
- Not barking continuously;
- Stops barking when the handler approaches.

PREVENTION OF AN ATTEMPTED ESCAPE OF THE HELPER (20 points)

Commands: "*Fuss*" / Heel ", "*Platz*" / "Down", "*Aus*" / "Out"

Upon a signal from the judge, the handler orders the helper to step out of the blind. The helper is not permitted to raise his arms, nor will the handler instruct him to do so. The helper moves at a normal pace to the designated location for the escape. On a signal from the judge, the handler moves with his free-heeling dog to the designated spot for the down prior to the escape. The distance between the dog and the helper is five (5) paces. The handler leaves his guarding dog in the down position and moves directly into the blind, maintaining visual contact with the dog, the judge and the helper. On the judge's signal, the helper tries to escape. The dog must immediately and independently prevent the escape effectively and without hesitation by means of an energetic and strong grip. The dog may only bite the protective sleeve of the helper. On a signal from the judge, the helper stands still. When the helper comes to a standstill, the dog must release immediately. The handler may give the verbal command "*aus*" / "out" on his own at the appropriate time.

If the dog does not release after the first command, the handler may give up to two (2) additional "*aus*" / "out" commands, with point deduction, upon receiving a signal from the judge. If the dog does not release after having received three (3) commands (one permissible and two additional commands) the team is to be disqualified. The handler must stand calmly without influencing the dog in any way, while giving the command. After the release, the dog must stay close to the helper and guard him attentively.

Incorrect conduct includes, among other things:

- Giving commands to assist the dog;
- The dog is inattentive;
- The grip is uncertain;
- The dog does not have a full, hard grip;
- The dog slips off the sleeve and re-grips;
- The dog does not make the grip after the helper has taken about 20 steps (protection terminated).

DEFENCE AGAINST AN ATTACK DURING THE GUARDING PHASE (35 points)

Commands: "*Aus*" / "Out" and "*Fuss*" / "Heel"

After a guarding phase of about five (5) seconds, and upon a signal from the judge, the helper performs an attack on the dog. Without any influence from the handler, the dog must defend itself through energetic and powerful gripping. The dog may only grip the protective sleeve of the helper. As soon as the dog has a grip on the sleeve, the helper applies two (2) stick hits. Hits may only be applied to the shoulders and the area of the withers. The attack on the dog must be in a direction away from the handler. Upon a signal from the judge, the helper stands still. After the helper has stopped the attack and is standing still, the dog must release immediately. The handler may give a verbal command "aus" / "out" on his own at the appropriate time.

If the dog does not release after the first permissible command, the handler may give up to two (2) additional commands with point deduction, upon receiving a signal from the judge. If the dog does not release after three (3) commands (one permissible and two additional commands), the team is to be disqualified. The handler must stand still without influencing the dog in any form while giving the verbal command "aus" / "out." After the dog releases, the dog must stay close to the helper and guard him attentively. Upon a signal from the judge, the handler walks directly to his dog at a normal pace and with the verbal command "sitz" / "sit" brings the dogs to the basic position. The handler may also reinforce with the "sit" command the dog that is already sitting. The soft stick is not taken from the helper.

It is incorrect, among other things:

- To give commands to assist the dog;
- If the dog shows a lack of confidence;
- If the dog does not grip the sleeve full, hard and forcefully;
- If the dog has an agitated, nervous or hectic grip;
- For the dog to exhibit a negative reaction to the stick hits;
- If the dog comes off the sleeve on the stick hits (protection will be terminated);
- If the dog can be driven away (protection will be terminated).

ATTACK ON THE DOG OUT OF MOTION (30 points)

Commands: "Voran" / "Go on", "Aus" / "Out", "Fuss" / "Heel", "Platz" / "Down", "Sitz" / "Sit", "Fuss" / "Heel"

The handler and the free-heeling dog are sent to a marked position on the centreline of the field, even with the first blind. The dog must sit calmly in the basic position before the exercise starts; the handler may take the dog by the collar. The dog may not be stimulated (worked up) by the handler and must sit calmly next to the handler until he is released at the judge's signal with the command "voran" / "go on" to defend against the attack.

The helper leaves the blind into which the judge sent him and walks to the centreline at a normal pace. The handler can be silent or order the helper to stop by calling out "Bleiben Sie stehen" / "Stop, stand still." The helper ignores the instruction and starts a frontal attack upon the handler and dog. With the judge's instruction, the helper yells and makes strong threatening motions. Upon the judge's signal, the handler immediately sends his dog with the command "voran" / "go on." No other attack commands may be given.

The handler is not permitted to leave his position.

The dog must counter the attack with intensity and must grip energetically with a firm, full, secure and calm grip. Once the dog grips, the helper pressures the dog briefly

(without any stick hits) and on the judge's signal, stops resisting. The dog must release by himself or upon a single command "*aus*" / "out" and must guard the helper intently.

It is incorrect, among other things, if the dog:

- appears intimidated;
- is hesitant through the attack;
- does not go directly for the attack;
- bites timidly;
- does not have a full, hard or calm grip;
- comes off after gripping, though grips again (In this case, it is to be determined if the reason is a helper mistake or a weakness of the dog);
- can be driven off (protection will be terminated).

COMPLETION

On the judge's signal, the handler makes a direct approach to the dog at a normal pace. With the command "*sitz*" / "sit," the handler brings the dog into the basic position. If the dog is already sitting, the position of the dog may be reinforced with the command "*sitz*" / "sit." If the dog takes the down position after outing, the down may likewise be reinforced with the command "*platz*" / "down."

The helper is not permitted to raise his arms, nor will the handler instruct him to do so. The soft stick is then taken from the helper. The method of disarming the helper is left to the discretion of the handler. For example, the handler tells the helper to step back slowly four to five paces; if the dog is sitting, the handler commands the dog to "down" and disarms the helper; if the dog is already down, the handler may also reinforce this position if he/she wishes.

Incorrect conduct includes, among other things:

- The handler does not walk directly to his dog;
- The dog appears oriented to the handler and/or is inattentive;
- The dog is not obedient at the handler's approach;
- The dog is not obedient on the pickup;
- The dog receives several "down" commands;
- The dog does not down.

SIDE TRANSPORT

A side transport of the helper to the judge, over a distance of approximately 20 paces, follows. A verbal command "*fuss*" / "heel" is permitted. The dog must walk on the helper's right side, so that the dog is positioned between the handler and the helper. The dog must watch the helper attentively during the side transport. However, the dog may not bother, jump on or grip the helper. The group stops in front of the judge. The handler presents the soft stick to the judge and reports out. Prior to the critique, and on the judge's request, the dog is put on leash. The dog is allowed to lay down during the critique.

Schutzhund 2 Protection - Maximum points: 100

REPORTING IN

With the dog off lead, the handler reports to the judge in the basic position, unless the judge instructs otherwise. Then, from the basic position between blinds two (2) and three (3), the dog will begin the search.

SEARCH FOR THE HELPER (5 points)

Commands: "*Voran*" / "Go On" or "*Revier*" / "Search", "*Hier*" / "Come"

The command "*Hier*" / "Come" may be given in combination with the dog's name.

On the judge's signal, from the basic position between blinds two (2) and three (3), the handler sends his dog to search. In SchH 1,2 and 3, only one command may be used in sending the dog in the blind search. For example, if "*revier*" is used at the first blind, it must be used throughout all blind searches. This also applies to the "*voran*" and "search" commands.

The dog must show four (4) blinds searched, alternating two (2) to the left and two (2) to the right (or vice versa). The handler must proceed at a normal pace down the imaginary centreline and continue moving forward on the centreline until the dog enters the sixth blind or the judge signals him to stop.

The dog should cross in front of the handler as it criss-crosses the field, and it is faulty for the dog to go back and search a blind that was already missed or already searched. The blind is considered missed when the dog refuses to go to the blind after two (2) extra commands, or when the dog starts toward the next blind in the progression without searching the one to which it was directed.

At each blind when the "search" command is given, the dog must go directly and purposefully to the blind with intensity and single-mindedness, and must look into the blind or run around it closely. The dog must not circle the blind wider than 3 metres. Just looking in is permitted.

Omitting the search and sending the dog directly to the helper is not allowed and may terminate protection work.

If the dog does not find the helper in the blind, the handler may resend him. After being sent unsuccessfully three (3) times to the helper, protection will be terminated. Fighting drive rating will be noted as a dash (-).

SCORING - Incorrect conduct includes, among other things:

- Not assuming the basic position before beginning the search;
- Using additional verbal or visual signals;
- Not adhering to the imaginary centreline or to a normal pace;
- For the dog to perform widely sweeping (not purposeful) searches;
- For the dog to not search the blinds deeply enough.

HOLD (5 points) AND BARK (5 points)

Commands: "*Hier Fuss*" / "Come Heel", "*Platz*" / "Down"

The dog must confront the helper actively and attentively and bark continuously. The dog is not permitted to jump on or grip the helper. After the dog has barked for approximately 20 seconds, the handler approaches the blind upon receiving a signal from the judge and stops about five (5) paces away from it, facing the helper. On the judge's signal, the handler calls his dog out of the blind into the basic position with the "*hier, fuss*" command.

There are no commands allowed during the hold and bark. Special merit is placed upon self-confident and intense behaviour shown by the dog.

Intense, close circling of the blind is permitted on a limited basis.

SCORING - The hold and bark exercise is to be scored in all trial levels as a whole. In order to be able to make a uniform score, five (5) points for the "hold" and five (5) points for the "bark" are provided.

Incorrect conduct for the "hold" includes, among other things:

- Inattentiveness;
- Temporarily leaving the helper;
- Disassociation and/or uncertainty at the helper;
- Dog allows himself to be distracted from the helper;
- The dog looks to, or moves toward, the handler;
- Bothering the helper by jumping on him, bumping, light touching;
- Lightly or strongly gripping, or gripping and holding tightly;
- Leaving the helper and going towards the handler as they approach the blind (partial score);
- If the dog bites immediately and holds on, the whole exercise is rated "insufficient."

LEAVING THE HELPER

If the dog leaves the helper after having found him, and before the handler leaves the midline on the judge's signal, the handler may, on the judge's signal, send the dog in again. If the dog then stays close to the helper, the "hold" exercise will be rated "insufficient." If the dog refuses or leaves the helper again, phase "C" is to be terminated and the fighting drive will be rated "insufficient."

If the dog comes to the handler when he approaches the blind or the dog returns to the handler prior to receiving the verbal command, a partial score is given reflecting a rating of "insufficient" (0-6.5 points), but the protection work is allowed to continue.

Incorrect for the "bark" (among other things) are:

- No bark;
- Beginning the barking late;
- Barking only briefly;
- Does not bark continuously;
- Stops barking when the handler approaches.

CALL OUT OF THE BLIND

On another signal from the judge, the handler calls his dog out with the commands "*hier, fuss*" / "come, heel." The dog must come immediately to the handler and sit quickly next to the handler in the basic position.

SCORING - The call out of the blind is incorrect if (among other things), the dog:

- comes hesitantly to the handler on the command;
- does not come on a single command;
- does not come to the handler after the third command. In this case, the dog will be picked up by free-heeling and the exercise is rated as "insufficient;"
- does not come to the basic position on the call out;
- shows himself to be, on the whole, disobedient;

- will not stay in the basic position when the helper steps out of the blind;
- does not show the basic position before the down for the escape;
- anticipates the down on his own before the escape;
- receives physical help to down or additional commands;
- behaves restlessly in the down (including barking continuously) and/or will not stay down.

PREVENTION OF AN ATTEMPTED ESCAPE OF THE HELPER (10 points)

Commands: "Fuss" / "Hier", "Platz" / "Down", "Aus" / "Out"

Upon a signal from the judge, the handler orders the helper to step out of the blind. The helper moves at a normal pace to the designated location for the escape. The helper is not permitted to raise his arms, nor will the handler instruct him to do so. On a signal from the judge, the handler moves with his free-heeling dog to the designated spot for the down prior to the escape. The distance between the dog and the helper is five (5) paces. The handler leaves his guarding dog in the down position and moves directly into the blind, maintaining visual contact with the dog, the judge and the helper.

On the judge's signal, the helper tries to escape. The dog must immediately and independently prevent the escape effectively and without hesitation by means of an energetic and strong grip. The dog may only bite the protective sleeve of the helper. On a signal from the judge, the helper stands still. When the helper comes to a standstill, the dog must release immediately. The handler may give the verbal command "aus" / "out" on his own at the appropriate time.

If the dog does not release after the first command, the handler may give up to two (2) additional "aus" / "out" commands, with point deduction, upon receiving a signal from the judge. If the dog does not release after having received three commands (one permissible and two additional commands), the team is to be disqualified. The handler must stand calmly without influencing the dog in any way, while giving the command. After the release, the dog must stay close to the helper and guard him attentively.

Incorrect conduct includes, among other things:

- Giving commands to assist the dog;
- The dog is inattentive;
- The grip is uncertain;
- The dog does not have a full, hard grip;
- The dog slips off the sleeve and re-grips;
- The dog does not make the grip after the helper has taken about 20 steps (protection will be terminated).

DEFENCE AGAINST AN ATTACK DURING THE GUARDING PHASE (20 points)

Command: "Aus" / "Out"

After a guarding phase of about five (5) seconds, the judge will signal the helper to attack the dog. With no influence from the handler, the dog must immediately counter the attack securely and energetically through firm and full gripping. Once the dog has gripped the arm, the helper gives him two (2) stick hits on the thighs, side portions, or in the area of the withers. The attack on the dog must be in a direction away from the handler. Upon a signal from the judge, the helper stands still. After the helper has stopped the attack and is standing still, the

dog must release immediately. The handler may give a verbal command "aus" / "out" on his own at the appropriate time.

If the dog does not release after the first permissible command, the handler may give up to two (2) additional commands with point deduction, upon receiving a signal from the judge. If the dog does not release after three (3) commands (one permissible and two additional commands), the team is to be disqualified. The handler must stand still without influencing the dog in any form, while giving the verbal command "aus" / "out." After the dog releases, the dog must stay close to the helper and guard him attentively.

It is incorrect, among other things:

- To give commands to assist the dog;
- For the dog to show a lack of confidence;
- If the dog does not grip the sleeve fully, forcefully and hard;
- If the dog has an agitated, nervous or hectic grip;
- If the dog exhibits a negative reaction to the stick hits;
- If the dog comes off the sleeve on the stick hits (protection will be terminated);
- If the dog can be driven away (protection will be terminated).

COMPLETION

On the judge's signal, the handler walks directly to his dog at a normal pace and with the verbal command "sitz" / "sit," puts the dog in the basic position, or reconfirms an already-sitting position. The soft stick is not taken from the helper.

BACK TRANSPORT (5 points)

Command: "Fuss" / "Heel"

The handler commands the helper to walk ahead and follows the helper with his free-heeling dog at a distance of five (5) paces. The dog is to watch the helper attentively. The judge will determine the course of the back transport, which will be a distance of approximately 30 paces.

If the free heeling cannot be demonstrated, the protection work will be terminated.

Incorrect conduct includes, among other things:

- Forging;
- Dog is inattentive;
- Dog strays sideways;
- Handler help - i.e. additional commands or visual aid, handler alters the pace to keep up with the dog, handler grabs the dog, etc.

ATTACK ON THE DOG OUT OF BACK TRANSPORT (30 points)

Command: "Aus" / "Out"

On a signal from the judge, an attack is performed on the dog out of the back transport. The attack is performed out of motion. The dog must counter the attack by means of an energetic and powerful grip. The dog may only bite the protective sleeve of the helper. As soon as the dog has a grip on the sleeve, the handler is to stand still. On the judge's command, the helper stops and stands still. The dog must immediately release on its own or on a single "aus" / "out" command and must stay close to the helper and guard him attentively.

It is incorrect, among other things, if the dog:

- needs commands to initiate the counter attack;
- is not self-confident;
- does not grip fully and strongly and/or forcefully;
- has a chewy, nervous or hectic grip;
- can be driven away (protection will be terminated).

COMPLETION

On the judge's signal, the handler makes a direct approach to his dog at a normal pace. With the command "*sitz*" / "sit," the dog is brought into the basic position. If the dog is already sitting, the position of the dog may be reconfirmed with the "*sitz*" / "sit" command. For dogs in the "down" position after the "out" command, the "down" position may likewise be reconfirmed with the command "*platz*" / "down."

On the judge's command, the handler and dog are sent to a position on the centreline of the field, which is even with the first blind, and assume the basic position in preparation for the attack out of motion.

It is incorrect, among other things, if the dog:

- is not obedient at the approach of the handler;
- will not sit or similar behaviour;
- will not stay at heel *off* lead

When heeling *off* lead in the back transport, if the dog becomes uncontrollable, the handler is allowed three commands to call the dog back or regain control. If the dog doesn't come back or come under the handler's control after three commands, protection will be terminated.

ATTACK ON THE DOG OUT OF MOTION (20 points)

Commands: "*Voran*" / "Go on", "*Aus*" / "Out", "*Fuss*" / "Heel", "*Platz*" / "Down", "*Sitz*" / "Sit", "*Fuss*" / "Heel"

The handler and the free-heeling dog are sent to a marked position on the centreline of the field, even with the first blind (blind one). The dog must sit calmly in the basic position before the exercise begins; the handler may take the dog by the collar. The dog may not be stimulated (worked up) by the handler and must sit calmly next to the handler until he is released at the judge's signal with the command "*voran*" / "go on" to defend against the attack.

At the judge's command, the helper comes out of the blind and runs across the field to the imaginary centreline. The handler can be silent or order the helper to stop by calling out "*Bleiben Sie Stehen*" / "Stop. Stand still." The helper ignores this command and starts a frontal attack upon handler and dog by running down the field at them. Under the judge's direction, the helper yells and makes strong threatening motions.

Upon the judge's signal, the handler immediately sends his dog with the command "*voran*" / "go on" and remains where he is standing. No other attack commands may be given.

The handler is not permitted to leave his position.

The dog must counter the attack with intensity and must grip energetically with a firm, full, secure and calm grip. After the dog grips, the helper drives the dog a short distance without any

stick hits and, on the judge's signal, stops resisting. After the helper stops, the dog must release by himself or upon a single command "*aus*" / "out" and must guard the helper intently.

If the dog becomes uncontrollable while heeling to the centre of the field, the handler is allowed three commands to call the dog back or regain control. If the dog does not come back or come under the control of the handler after three commands, protection will be terminated.

It is incorrect, among other things, if the dog:

- appears intimidated;
- is hesitant through the attack;
- does not go directly for the attack;
- grips timidly;
- does not have a full, hard or calm grip;
- comes off after gripping, though grips again (In this case, it is to be determined if the reason is a helper mistake or a weakness of the dog);
- can be driven off (protection will be terminated).

COMPLETION

On the judge's signal, the handler makes a direct approach to his dog at a normal pace. With the command "*sitz*" / "sit," the dog is brought into the basic position. If the dog is already sitting, the position of the dog may be reconfirmed with the "sit" command. If the dog takes the down position after outing, the down may likewise be reinforced with the command "*platz*" / "down." The helper is not permitted to raise his arms, nor will the handler instruct him to do so. The soft stick is taken from the helper.

The method of disarming the helper is left to the discretion of the handler.

Incorrect conduct includes, among other things:

- The handler does not walk directly to his dog;
- The dog appears oriented to the handler and/or is inattentive;
- The dog is not obedient at the handler's approach.

SIDE TRANSPORT

A side transport of the helper to the judge, over a distance of approximately 20 paces, follows. A verbal command "*fuss*" / "heel" is permitted. The dog must walk on the helper's right side, so that the dog is positioned between the handler and the helper. The dog must watch the helper attentively during the side transport. However, the dog may not bother, jump on or grip the helper. The group stops in front of the judge. The handler presents the soft stick to the judge and reports out. Prior to the critique and on the judge's request, the dog is put on leash. The dog is allowed to lay down during the critique.

Schutzhund 3 Protection - Maximum points: 100

REPORTING IN

The handler reports off lead to the judge or to the designated spot at the judge's discretion. After reporting in, the handler proceeds to the start position and again assumes the basic position before beginning the search.

SEARCH FOR THE HELPER (10 points)

Commands: "*Voran*" / "Go-On" or "*Revier*" / "Search", "*Hier*" / "Come"

The command "*Hier*" / "Come" may be given in combination with the dog's name.

From the basic position and on the judge's signal, the dog will be sent by means of verbal commands and/or visible signals. Only one command may be used in sending the dog in the blind search. For example, if "*revier*" is used at the first blind, it must be used throughout all blind searches in SchH 1, 2 and 3. This also applies to the "*voran*" or "search" commands.

The search is to be shown in a forward direction. The dog should cross in front of the handler as it goes from one blind to the next. It is faulty for the dog to go back and search a blind that it missed or one that has already been searched. The blind is considered missed when the dog refuses to go to the blind after two extra commands, or when the dog starts toward the next blind in the progression without searching the one to which it was directed.

At each blind when the search command is given, the dog must go directly and purposefully to the blind with intensity and single mindedness, and must look into the blind or run around it closely. The dog must not circle the blind by more than 3 metres. Just looking in is permitted.

Omitting the search and sending the dog directly to the helper is not allowed and may terminate protection work.

If the dog does not find the helper in the blind, the handler may resend it. After being sent unsuccessfully three times to the helper, protection will be terminated. Fighting drive rating will be noted as a dash (-).

The dog must search all six blinds, alternating three to the left and three to the right (or vice versa). The handler should proceed at a normal pace down the imaginary centreline and continue moving forward on the centreline until the dog enters blind six or the judge signals him/her to stop.

SCORING - Incorrect conduct includes, (among other things):

- Not assuming the basic position before beginning the search;
- Using additional verbal or visual signals;
- Not adhering to the imaginary centreline or to a normal pace;
- For the dog to perform widely sweeping (not purposeful) searches;
- For the dog to not search the blinds deeply enough.

HOLD (5 points) AND BARK (5 points)

Commands: (completion) "*Hier Fuss*" / "Come Heel", "*Platz*" / "Down"

The dog must confront the helper actively and attentively and bark continuously. The dog is not permitted to jump on or grip the helper. After the dog has barked for approximately 20 seconds, the handler approaches the blind upon receiving a signal from the judge and stops about five (5) paces away from it, facing the helper. On the judge's signal, the handler calls his dog out of the blind into the basic position with the "*hier, fuss*" command.

There are no commands allowed in the hold and bark. Special merit is placed upon self-confident and intense behaviour shown by the dog.

Intense, close circling of the blind is permitted on a limited basis.

SCORING - The "hold and bark" exercise is to be scored in all trial levels as a whole. In order to be able to make a uniform score, five (5) points for the "hold" and five (5) points for the "bark" are provided.

The following, among other things, are incorrect for the "hold:"

- Inattentiveness;
- Temporarily leaving the helper;
- Disassociation and/or uncertainty at the helper;
- Being distracted from the helper;
- Looking or moving towards the handler;
- Bothering the helper by jumping on him, bumping or light touching;
- Lightly or strongly gripping, or gripping and holding tightly;
- Leaving the helper and going toward the handler as he/she approaches the blind (partial score).

If the dog bites immediately and holds on, the whole exercise is rated "insufficient."

LEAVING THE HELPER - If the dog leaves the helper after having found him, and before the handler leaves the midline on the judge's signal, the handler may, on the judge's signal, send the dog in again. If the dog then stays close to the helper, the "hold" exercise will be rated "insufficient." If the dog refuses or leaves the helper again, phase "C" is to be terminated and the fighting drive will be rated "insufficient."

If the dog comes to the handler when he approaches the blind or the dog returns to the handler prior to receiving the verbal command, a partial score is given reflecting a rating of "insufficient" (0-6.5 points), but the protection work is allowed to continue.

Incorrect conduct for the "bark" includes, among other things:

- No bark;
- Beginning the barking late;
- Barking only briefly;
- Not barking continuously;
- Stops barking when the handler approaches.

CALL OUT OF THE BLIND - On another signal from the judge, the handler calls his dog out with the commands "*hier, fuss*" / "come, heel." The dog must come immediately to the handler and sit quickly next to the handler in the basic position.

SCORING - The call out of the blind is incorrect if (among other things), the dog:

- comes hesitantly to the handler on the command;
- does not come on a single command;
- does not come to the handler after the third command. In this case, the dog will be picked up by free heeling and the exercise is rated as faulty;
- does not come to the basic position on the call out;
- shows himself to be, on the whole, disobedient;
- will not stay in the basic position when the helper steps out of the blind;
- does not show the basic position before the down for the escape;
- anticipates the down on his own before the escape;
- receives physical help to down or additional commands;

- behaves restlessly in the down (including barking continuously) and/or will not stay down.

PREVENTION OF AN ATTEMPTED ESCAPE (10 points)

Commands: "*Fuss*" / "Heel", "*Platz*" / "Down", "*Aus*" / "Out"

Upon a signal from the judge, the handler orders the helper to step out of the blind. The helper moves at a normal pace to the designated location for the escape. The helper is not permitted to raise his arms, nor will the handler instruct him to do so. On a signal from the judge, the handler moves with his free-heeling dog to the designated spot for the down prior to the escape. The distance between the dog and the helper is five (5) paces. The handler leaves his guarding dog in the down position and moves directly into the blind, maintaining visual contact with the dog, the judge and the helper.

On the judge's signal, the helper tries to escape. The dog must immediately and independently prevent the escape effectively and without hesitation by means of an energetic and strong grip. The dog may only bite the protective sleeve of the helper. On a signal from the judge, the helper stands still. When the helper comes to a standstill, the dog must release immediately. The handler may give the verbal command "*aus*" / "out" on his own at the appropriate time.

If the dog does not release after the first command, the handler may give up to two (2) additional "*aus*" / "out" commands, with point deduction, upon receiving a signal from the judge. If the dog does not release after having received three commands (one permissible and two additional commands), the team is to be disqualified. The handler must stand calmly without influencing the dog in any way, while giving the command. After the release, the dog must stay close to the helper and guard him attentively.

Incorrect conduct includes, among other things:

- Giving commands to assist the dog;
- The dog is inattentive;
- The grip is uncertain;
- The dog does not have a full, hard grip;
- The dog slips off the sleeve and re-grips;
- The dog does not make the grip after the helper has taken about 20 steps (protection will be terminated).

DEFENCE AGAINST AN ATTACK DURING THE GUARDING PHASE (20 points)

Command: "*Aus*" / "Out"

After a guarding phase of about five (5) seconds, the judge will signal the helper to attack the dog. With no influence from the handler, the dog must immediately counter the attack securely and energetically through firm and full gripping. Once the dog has gripped the arm, the helper gives him two stick hits on the thighs, side-ports, or in the area of the withers. The attack on the dog must be in a direction away from the handler. Upon a signal from the judge, the helper stands still. After the helper has stopped the attack and is standing still, the dog must release immediately. The handler may give a verbal command "*aus*" / "out" on his own at the appropriate time.

If the dog does not release after the first permissible command, the handler may give up to two (2) additional commands with point deduction, upon receiving a signal from the judge. If the dog

does not release after three commands (one permissible and two additional commands), the team is to be disqualified. The handler must stand still without influencing the dog in any form, while giving the verbal command "aus" / "out." After the dog releases, the dog must stay close to the helper and guard him attentively.

It is incorrect, among other things:

- To give commands to assist the dog;
- For the dog to show a lack of confidence;
- If the dog does not grip the sleeve fully, forcefully and hard;
- If the dog has an agitated, nervous or hectic grip;
- If the dog exhibits a negative reaction to the stick hits;
- If the dog comes off the sleeve on the stick hits (protection will be terminated);
- If the dog can be driven away (protection will be terminated).

COMPLETION

Upon a signal from the judge, the handler walks directly to his dog at a normal pace, and with the verbal command "sitz" / "sit," brings the dog into the basic position, or reconfirms an already-sitting position. The soft stick is not taken from the helper.

BACK TRANSPORT (5 points)

Command: "Fuss" / "Heel"

The handler commands the helper to walk ahead and follows the helper with his free-heeling dog at a distance of five (5) paces. The dog is to watch the helper attentively. The judge will determine the course of the back transport, which will be a distance of approximately 30 paces.

If the free heeling cannot be demonstrated, the protection work will be terminated.

Incorrect conduct includes, among other things:

- Forging;
- Dog is inattentive;
- Dog strays sideways;
- Handler help - i.e. additional commands or visual aid, handler alters the pace to keep up with the dog, handler grabs the dog, etc.

ATTACK ON THE DOG OUT OF THE BACK TRANSPORT (15 points)

Command: "Aus" / "Out"

On a signal from the judge, an attack is performed on the dog out of the back transport. The attack is performed out of motion. The dog must counter the attack by means of an energetic and powerful grip. The dog may only bite the protective sleeve of the helper. As soon as the dog has a grip on the sleeve, the handler is to stand still. On the judge's command, the helper stops and stands still. The dog must immediately release on its own or on a single "aus" / "out" command and must stay close to the helper and guard him attentively.

It is incorrect, among other things, if the dog:

- needs commands to initiate the counter attack;
- is not self-confident;
- does not grip fully and strongly and/or forcefully;

- has a chewy, nervous or hectic grip;
- can be driven away (protection will be terminated).

COMPLETION

On the judge's signal, the handler makes a direct approach to his dog at a normal pace. With the command "*sitz*" / "sit," the dog is brought into the basic position. If the dog is already sitting, the position of the dog may be reconfirmed with the "*sitz*" / "sit" command. For dogs in the "down" position after the "out" command, the "down" position may likewise be reconfirmed with the command "*platz*" / "down." The soft stick is taken from the helper.

The method of disarming the helper is left to the discretion of the handler. For example, the handler can tell the helper to step back slowly four or five paces; if the dog is sitting, the handler can command the dog to "down" and disarm the helper.

A side transport of the helper to the judge, over a distance of approximately 20 paces, follows. A verbal command of "*fuss*" / "heel," "forward" or "transport" is permitted. The dog must walk on the helper's right side so that the dog is positioned between the handler and the helper. The dog must watch the helper attentively during the side transport. However, the dog may not bother, jump on or grip the helper. The group stops in front of the judge. The handler presents the soft stick to the judge and declares "first part of phase 'C' completed."

On the judge's command, the handler and dog are sent to a position on the centreline of the field, which is even with the first blind, and assume the basic position in preparation for the attack out of motion.

It is incorrect, among other things, if the dog:

- is not obedient at the approach of the handler;
- will not sit or similar behaviour;
- will not stay at heel *off* lead to the blind.

When heeling *off* lead in the back transport, if the dog becomes uncontrollable, the handler is allowed three commands to call the dog back or regain control. If the dog doesn't come back or come under the handler's control after three commands, protection will be terminated.

ATTACK ON THE DOG OUT OF MOTION (10 points)

Commands: "*Voran*" / "Go on", "*Aus*" / "Out", "*Fuss*" / "Heel", "*Platz*" / "Down", "*Sitz*" / "Sit", "*Fuss*" / "Heel"

The handler and the free-heeling dog are sent to a marked position on the centreline of the field, even with the first blind (blind one). The dog must sit calmly in the basic position before the exercise begins; the handler may take the dog by the collar. The dog may not be stimulated (worked up) by the handler and must sit calmly next to the handler until he is released at the judge's signal with the command "*voran*" / "go on" to defend against the attack.

At the judge's command, the helper comes out of the blind and runs across the field to the imaginary centreline. The handler can be silent or order the helper to stop by calling out "*Bleiben Sie Stehen*" / "Stop. Stand still." The helper ignores this command and starts a frontal attack upon handler and dog by running down the field at them. Under the judge's direction, the helper yells and makes strong threatening motions.

Upon the judge's signal, the handler immediately sends his dog with the command "voran" / "go on" and remains where he is standing. No other attack commands may be given.

The handler is not permitted to leave his position.

The dog must counter the attack with intensity and must grip energetically with a firm, full, secure and calm grip. After the dog grips, the helper drives the dog a short distance without any stick hits and, on the judge's signal, stops resisting. After the helper stops, the dog must release by himself or upon a single command "aus" / "out" and must guard the helper intently.

If the dog becomes uncontrollable while heeling to the centre of the field, the handler is allowed three commands to call the dog back or regain control. If the dog does not come back or come under the control of the handler after three commands, protection will be terminated.

It is incorrect, among other things, if the dog:

- appears intimidated;
- is hesitant through the attack;
- does not go directly for the attack;
- grips timidly;
- does not have a full, hard or calm grip;
- comes off after gripping, though grips again (In this case, it is to be determined if the reason is a helper mistake or a weakness of the dog);
- can be driven off (protection will be terminated).

DEFENSE AGAINST AN ATTACK AFTER THE GUARDING PHASE (20 points)

Commands: "Aus" / "Out", "Sitz" / "Sit", "Platz" / "Down", "Fuss" / "Heel"

After a definite pause, the judge signals the helper to attack the dog. With no influence from the handler, the dog must immediately counter the attack forcefully and energetically through firm and full gripping. Once the dog has gripped the sleeve, the helper gives him two stick hits with the padded stick on the hindquarters, sides, or in the area of the withers.

The dog must grip confidently, exhibiting a full, hard and calm grip. The dog cannot show a negative reaction to the stick hits.

On a signal from the judge, the helper stops his resistance and stands still. The dog must release on its own or on a single command "aus" / "out" and must guard the helper intently.

COMPLETION

On the judge's signal, the handler goes directly to the dog at a normal pace and brings him into the basic position with the "sitz" / "sit" command. If the dog is already sitting, the position of the dog may be reinforced with the command "sitz" / "sit." For dogs in the "down" position after the "out," the position may likewise be reconfirmed with the command "platz" / "down."

The helper is not permitted to raise his arms, nor will the handler instruct him to do so. The soft stick is taken from the helper.

The method of disarming the helper is left to the discretion of the handler.

It is incorrect, among other things, if:

- The handler does not walk directly to his dog;

- The dog appears oriented to the handler and/or is inattentive;
- The dog is not obedient at the handler's approach;
- The dog is not obedient on the pickup;
- The dog receives several commands to "down;"
- The dog does not down.

SIDE TRANSPORT

A side transport of the helper to the judge, over a distance of approximately 20 paces, follows. A verbal command "*fuss*" / "heel" is permitted. The dog must walk on the helper's right side, so that the dog is positioned between the handler and the helper. The dog must watch the helper attentively during the side transport. However, the dog may not bother, jump on or grip the helper. The group stops in front of the judge. The handler presents the soft stick to the judge and reports out. Prior to the critique and on the judge's request, the dog is put on leash. The dog is allowed to lay down during the critique.

BH TESTING AT THE TRAINING FIELD (60 points)

Each individual exercise begins and ends in the basic position. The dog sits in a straight position on the left side of the handler so that the dog's right shoulder blade is level with the handler's knee. It is permitted to assume the basic position only once at the beginning of the exercise. The handler is to take the basic position in a sporty manner (straight posture, feet squarely under the hips and hands at sides, straight down). It is not permitted to stand in a splay-legged stance.

The final basic position of the previous exercise may be used as the basic position for the start of the next exercise. It is not permitted for the handler to use body help; this will lead to point deductions. Carrying of motivational objects or toys is not permitted. If a handler is not capable to perform part of an exercise correctly due to a physical handicap, he must bring this to the judge's attention prior to the start of the trial. If a handler is not capable to heel the dog on his left side due to a physical handicap, it is permissible to heel the dog on the handler's right side.

The judge gives the signal for the start of each exercise. Everything else, such as about turns, halts, changes of pace, etc. will be performed without signals from the judge. However, the handler is allowed to request instructions from the judge.

It is permitted to praise the dog after each exercise is completed. After the handler praises the dog, a new basic position may be assumed. In between praising the dog and starting a new exercise, a distinct pause (about three seconds) is to be observed. The dog must be in a heeling position in between exercises.

HEELING ON LEASH (15 points)

Command: "*Fuss*" / "Heel"

From the basic position, the dog is to follow the handler happily on lead upon receiving the verbal command "*fuss*" / "heel." The dog wears a commercially available wide-linked collar or harness, which must be in accordance with local animal protection laws. The leash must be attached to the dead ring.

At the start of the exercise, the handler and his dog move out 40-50 paces in a straight direction without stopping. After demonstrating the about turn and an additional 10-15 paces, the handler shows the fast and slow paces - at least 10 paces each. Then, at a normal pace, at least one right turn, one left turn and one about turn are to be demonstrated. At all times, the dog must remain on the left side of the handler with the dog's shoulder blade level with the handler's knee. The dog may not forge, lag or heel wide. The handler must demonstrate the about turn as a left about turn.

The handler is permitted to use the verbal command "*fuss*" / "heel" only when starting from the basic position or when changing pace. When the handler stands still, the dog must sit immediately and without help from the handler. The handler may not move closer to the dog if the dog is sitting at a distance from the handler. The leash is to be held in the left hand and must have slack in it. On instruction from the judge, the handler proceeds to the group for the next exercise.

It is faulty if the dog is lagging, forging or heeling wide. Hesitant or slow turns on the handler's part are also faulty.

GROUP

The heeling through the group of moving people (at least four) is to be shown both on leash and off leash. The handler must heel the dog around at least two people, once to the left and once to the right (i.e. a figure eight). Each time the handler walks through the group, he has to halt at least once near a person. The judge is entitled to ask the handler to repeat the exercise. The dog may be praised after the group exercise is completed, but only after attaining the final basic position.

ABOUT TURN (180 degrees)

Two variations of the about turn are permissible, but they must always be shown as a left about turn. The dog may either circle around the handler from behind or demonstrate the about turn as a left turn as the handler pivots 180 degrees to the left (the dog stays on the left side of the handler).

FREE HEELING (15 points)

Command "*Fuss*" / "Heel"

On a signal from the judge, the leash is taken off while the dog is in the basic position. The handler either puts the leash over his shoulder or puts it in his pocket (always on the opposite side of the dog) and immediately enters the group again with the free-heeling dog. The handler must heel the dog around at least two people, once to the left and once to the right (i.e. a figure eight). Each time the handler walks through the group he has to halt at least once near a person. After handler and dog leave the group, the handler assumes the basic position and begins the free-heeling exercise. The pattern is the same as described in Exercise 1.

SIT OUT OF MOTION (10 points)

Command: "*Sitz*" / "Sit"

From the basic position, the handler moves forward with his free-heeling dog in straight line down the field. After a minimum of 10 paces and not to exceed 15, the handler gives the verbal command "*sitz*" / "sit" and the dog must sit quickly without the handler altering his pace or looking sideways or backwards at the dog. After another 30 paces, the handler stops and immediately turns around to his dog. On a signal from the judge, the handler

returns to his dog and attains the basic position on the dog's right side. If the dog does not remain in the sitting position but lies down or stands, five (5) points will be deducted.

DOWN WITH RECALL (10 points)

Commands: "*Platz*" / "Down", "*Hier*" / "Come", "*Fuss*" / "Heel"

From the basic position, the handler moves straight forward with his free-heeling dog. After a minimum of 10 paces and not to exceed 15, the handler gives the verbal command "*platz*" / "down" and the dog must lie down quickly. Without influencing the dog in any other form and without looking sideways or backwards at the dog, the handler moves on another 30 paces in a straight direction and then immediately turns around to face the dog and stands still. Upon a signal from the judge, the handler recalls the dog. The dog must return happily and at a fast pace to the handler and must come to a sit closely in front of him. Upon receiving the verbal command "*fuss*" / "heel," the dog must assume a sitting position at the handler's left side.

If the dog does not lie down but stands or sits, but the recall is without fault, five (5) points are deducted.

LONG DOWN UNDER DISTRACTION (10 points)

Commands: "*Platz*" / "Down", "*Sitz*" / "Sit"

Before the other dog starts the obedience routine, the handler downs the dog with the verbal command "*platz*" / "down" out of the basic position, in a spot designated by the judge. The handler may not leave the leash or any other object with the dog. The handler walks 30 paces away and remains there with his back to the dog. During the long down, the dog must remain calmly in the designated spot. Upon a signal from the judge, the handler returns to the dog and stands at the dog's right side. Upon another signal from the judge, the handler puts the dog in the basic position with the verbal command "*sitz*" / "sit." If the dog is restless while sitting, standing or lying down, partial points are given. A dog that gets up, sits up or removes by more than one body length from the designated spot has failed this exercise.

Restless behaviour of the handler or other handler help is considered faulty. Female dogs should be put in a separate spot from the males, if at all possible.

A dog that does not receive at least 70 per cent (42 points) of the total points is excluded from the rest of the examination.

PART B – TRAFFIC TEST

GENERAL PROVISIONS

The exercises listed below are not conducted at the training field but in a suitable public place. The judge and the trial chairperson decide where and how the traffic exercises (public streets, walkways or squares) are conducted. Public traffic may not be disturbed.

Due to the uniqueness of the traffic test, it takes a significant amount of time to conduct this part of the examination. The performance requirements may not be lowered by superficially examining a large number of dogs.

No points are given for the individual exercises in Part B. In order to pass this part of the examination, the overall impression concerning the dog's behaviour in traffic and public places is important.

The exercises described below are examples and may be modified by the judge depending on the location in which the test is conducted. The judge is entitled to make dogs repeat exercises or to modify exercises if he has any doubts regarding the evaluation of a dog.

1. ENCOUNTER WITH A GROUP OF PEOPLE

On the judge's request, the handler and his dog walk along a designated stretch of the sidewalk. The dog is on a leash. The judge follows the team at an appropriate distance.

The dog must follow the handler willingly on a loose leash, with the dog's shoulder blade level with the handler's knee.

The dog must be indifferent toward pedestrians and bicyclists.

A passing pedestrian (a person that was assigned this task) cuts off the handler. The dog must display neutral and unimpressed behaviour.

Handler and dog continue to walk and approach a group of people. The persons in the group are not standing too close together. The group must consist of at least six (6) people. One of the people in the group starts talking to the handler and greets him with a handshake. The handler gives the dog a command to either lie down or sit next to him. The dog must remain calm during the short conversation.

2. ENCOUNTER WITH BICYCLISTS

The handler walks along a road/path with his dog on leash and a bicyclist passes him from behind. The bicyclist rings his bell while passing. In quite a distance, the bicyclist turns around and comes toward the handler and his dog. The bicyclist rings his bell again. The bicyclist has to pass the handler and the dog in such a manner that the dog is located between the passing bicyclist and the handler. The leashed dog must display a steady/indifferent behaviour toward the bicyclist.

3. ENCOUNTER WITH CARS

The handler and his dog walk past several cars, with the dog on leash. The engine of one of the cars is started while the handler is walking by. The door of another car is slammed shut. As handler and dog walk on, a car stops next to them. The window is opened and the handler is asked for directions. The handler instructs the dog to either lie down or sit while this is going on.

The dog must remain calm and display indifferent behaviour toward the cars and any traffic noises.

4. ENCOUNTER WITH JOGGERS OR INLINE SKATERS

The handler and his dog walk along a quiet road. The dog is on leash. At least two joggers pass him without reducing their speed. Once the joggers are gone, another jogger runs toward the handler and passes him without slowing down. It is not mandatory that the dog performs correct on-leash heeling. However, the dog may not bother the people that are passing or coming toward him. It is permitted for the handler to put his dog in a down or a sit during the encounter.

Instead of the joggers, two inline skaters may pass the handler and his dog and then turn around and come back.

5. ENCOUNTER WITH OTHER DOGS

Another handler with his dog passes the dog/handler team, turns around and comes back. The dog must show a neutral behaviour toward the other dog. The handler may repeat the verbal command "fuss" / "heel" or may put the dog in a down or sit during the encounter.

6. BEHAVIOR OF THE LEASHED DOG TOWARD OTHER ANIMALS WHEN LEFT ALONE IN TRAFFIC FOR A SHORT PERIOD OF TIME

Upon the judge's request, the handler walks with his dog along the sidewalk of a road without too much traffic. The dog is on leash. After walking a short distance, and upon a signal from the judge, the handler ties the leash to a fence post or something similar. The handler moves out of the dog's sight (for example, inside a store or a house entrance).

The dog is permitted to stand, sit or lie down.

With the handler out of sight, a pedestrian (designated person) who is walking a dog on leash, walks by at a distance of five (5) paces to the dog that is to be examined.

The dog has to stay calm while the handler is gone. He must let the other dog (do not use a dog-aggressive animal) pass by without showing aggressive behaviour (i.e. heavy pulling on the leash, continuous barking). Upon a signal from the judge, the handler picks up his dog.

Note: It is up to the judge's discretion whether he lets each individual dog perform each exercise in each location or if he lets all dogs that are to be evaluated perform a selection of the exercises and then moves on to the next location and continues there with the examination in the same manner.

ENDURANCE TEST (Ausdauerprüfung) - AD

GENERAL INFORMATION

The endurance test (AD) award is not a training degree but is for show and breed requirements. The AD provides documentation that the dog is physically able to endure a certain amount of physical stress without showing significant fatigue. Given the physical structure of the dog, this condition can best be shown through running. Running challenges the heart and lungs as well as the rest of the body. Other characteristics such as spirit and hardness must be present. Successful demonstration of the test will provide proof that the desired characteristics are present in a healthy body. Both sets of characteristics are prerequisites for a useful breeding program.

The AD test is to be hosted by a local club. The approval to host the event must be obtained by the local club at least four weeks prior to the test. The secretary of the event must be identified at that time and a judge must have been commissioned. Score sheets must be on hand. By accepting responsibility to host an AD, the local club agrees that during the warm summer months, the event will only be held during the early morning or evening hours. The outside temperature must not exceed 22 degrees Celsius.

The entry form must contain: the exact name of the dog, registration numbers, score book numbers, any earned training degrees, sex, date of birth, and name and address of both owner and breeder.

Participation in the AD test is voluntary. If, during the course of the test, the dog or handler is injured in any way, the GSSCC, the SV or the local club cannot be held responsible.

REQUIREMENTS FOR ENTRY

The dog must be at least 16 months old before it is tested and the maximum permissible age is six years. A maximum of 20 dogs may be permitted to enter with one judge. Should the entry exceed 20 dogs, a second judge must be commissioned. All dogs must be registered. The dog must be healthy and in good condition. Sick dogs, weak dogs, bitches in heat, bitches in whelp and nursing bitches are not allowed to participate. At the start of the test, the handler will report to the judge in a sporty manner with the dog at the heel position. The scorebook, pedigree and registration papers should be presented at that time. The judge and trial secretary will verify that each dog is in good condition. Dogs that present a tired or listless expression are to be disqualified. The handler will conduct him/herself in a sporty manner. Unsportsmanlike behaviour can result in disqualification from the examination. All decisions made by the judge are final.

SCORING

No points or awards will be given for the examination, only the rating of "Passed" or "Not Passed." Only dogs that pass will receive the AD certification.

TERRAIN

The test should preferably be run on streets or roads of varied terrain such as asphalt or dirt. The handler will accompany the dog only on a bicycle.

THE TEST

Handlers must arrive in time to allow the dogs an opportunity to relieve themselves prior to the start of the test.

It is strictly forbidden to consume alcohol during the test.

THE RUNNING EXERCISE

The dogs will be run a total of 20 kilometres at an average speed of 12 to 15 kilometres per hour.

The dog must be kept on leash on the right-hand side of the handler and move in a normal trot next to the bicycle. Depending on safety and at the judge's discretion, the dog may be allowed to trot on the left-hand side. A "springer" may also be used. The leash must be sufficiently long to give the dog the ability to adjust to any changes in speed. Overly fast running is to be avoided. Slight pulling or forging is not faulty, but continually falling behind is faulty.

There will be a 15-minute rest period after the dogs have completed 8 km. During the rest period, the judge will examine the dogs for fatigue. Tired dogs will be removed from the test. There will be a 20-minute rest period at the end of 15 km. The judge will again check the dogs. Dogs that are tired or dogs with sore feet will be removed from the test. Dogs will be allowed to move about freely during the rest periods, but should be on leash. The last 5 km will be run and then there will be a 15-minute rest period. The judge will again determine if the dog demonstrates tiredness or sore feet due to the running.

The judge and the trial secretary should accompany the dogs on a bicycle or in a car. The judge will make notes about the condition of the dogs and all deficiencies will be noted. It is necessary that a car follow the handlers and dogs so that tired or sore dogs can be transported. Dogs that lack the proper spirit and hardiness, those that show fatigue and dogs that cannot keep up the required speed or need extra time cannot pass the examination.